

ORCA hanging lamp

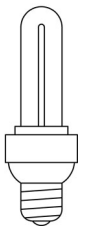
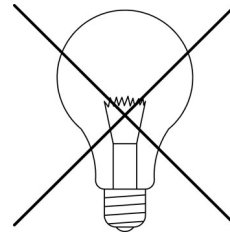


Please note the information contained in the instruction and save this manual.

Technical data

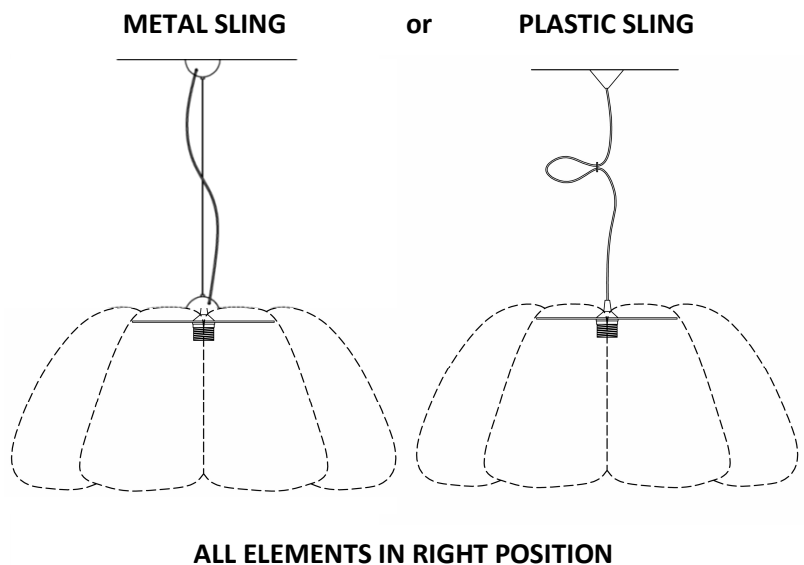
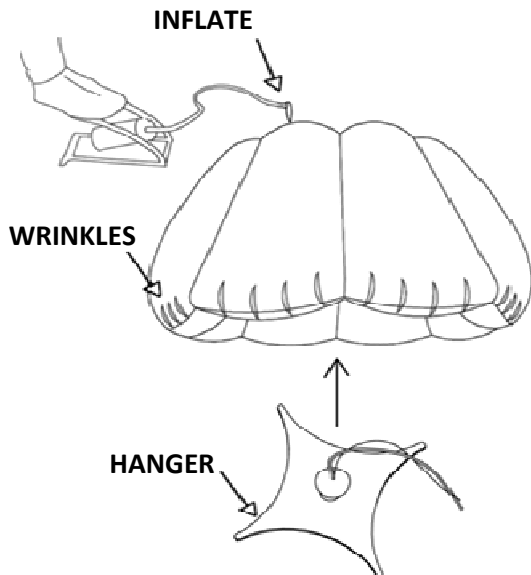
Use only compact fluorescent (energy-saving) bulbs. **Never use traditional hot bulbs.**

This lamp is suitable only for **indoor lighting**, and not for areas in which moisture-proofing is required. Never use outside. The inflatable lampshade is made of calendered PVC, high frequency electrically welded.



Setting-up

1. Inflate the PVC shade using pump of any kind (car/bicycle/toy pump) or air compressor. Inflate in room temperature. Don't inflate it to much – there must be little folding ("wrinkles") on the edges. Close the valve tight and push it in.



2. If necessary regulate the length of the line (version with metal sling) or the black cable (version with plastic sling).
3. Hang the lamp and connect it to the electricity

Remember: Always shut off power of the circuit before starting installation work! Always choose screws and plugs that are specially suited to the material in your ceiling.

Attention



Inflate the PVC shade in a room temperature. After storage in a cold room wait until the items will warm up prior to pumping. Under the influence of changes in ambient temperature the volume of inflatable shade may vary. You can add a little more air into the lampshade after few days, when the material will stretch out.

Conservation and cleaning

PVC shade should be cleaned with soft wet cloth, using mild detergents. Can be also washed with soap and shower after unplugging all electric installation and taking out plastic holder. Dry with soft cloth.

For serious, oily stains you can locally wipe inflatable parts with **non acetone** dissolvent (recommended: first make the test in not visible part of the shade).

Keep away from flame, strong direct heat, sharp edges and rough surfaces. In case of perforation of the surface – you can fix it with glue for inflatable toys/furniture.

Steel parts – cleaning and conservation with chemicals specially intended for stainless steel construction.

Remember: turn off the electricity before cleaning.

Conditions of guarantee

We guarantee the perfect condition and function of this appliance. The guarantee is valid for 2 years beginning from the date of sale. We will rectify all faults arising from defective materials or manufacturing. The guarantee covers repair or replacement of the defective parts, subject to our approval. The guarantee does not apply to damage to parts which are subject to wear and tear nor damage or defects caused by improper use or incorrect maintenance. The guarantee only applies if the purchase receipt is sent to the producer together with the appliance.

Made in Poland

230 V (European), 110 V (American)

 compact fluorescent, E26 / E27

