

Konstantin Grcic



FLOS


Noctambule

Noctambule: the night owl or reveller. Mostly invisible during the day, but coming to glamorous activity at night-time. The analogy is fitting. The new collection of lamps is made of blown glass modules, which are see-through and therefore almost inexistent at day-time. But, when you switch them on in the dark, they transform into gorgeous, illuminated lamps. The cylindrical glass modules set the basic grammar of the collection. The single module is a lantern. Several modules stacked on top of each other create a light column, or suspended chandelier inside a stair well. Extra elements such a glass dome or cone shaped head allow for added performance such as a floorstanding uplighter and pendant.


The carefully calibrated LED technology which powers the lamps is discretely integrated into the junctions between the glass modules. Almost absent, but ready to be activated at any (night-) time.



Suspension



Floor



IT Noctambule: il nottambulo, o animale notturno. Quasi invisibile di giorno, ma dedito ad affascinanti attività di notte. Un'analogia perfetta. La nuova collezione di lampade è realizzata in moduli di vetro soffiato, trasparenti e dunque quasi inesistenti durante il giorno. Ma se accesi nell'oscurità si trasformano in splendide lampade illuminate. I moduli in vetro a forma cilindrica sono i fondamenti della collezione. Il modulo singolo è una lanterna. Diversi moduli sovrapposti creano una colonna di luce, o un chandelier per il vano delle scale. Altri elementi come la cupola in vetro o la testa a forma di cono consentono ulteriori performance come una piantana e una sospensione.

L'accurata tecnologia LED che accende le lampade è integrata in modo discreto nelle giunzioni tra i moduli in vetro. Quasi impercettibile, ma pronta ad attivarsi al calar della notte.

ES Noctambule: animal nocturno o noctámbulo. Casi invisible de día, pero dedicado a fascinantes actividades de noche. Una analogía perfecta. La nueva colección de lámparas está realizada en módulos de vidrio soplado, transparente y, por lo tanto, prácticamente invisibles durante el día. Pero cuando se encienden en la oscuridad, se transforman en espléndidas y luminosas lámparas. Los módulos de vidrio con forma cilíndrica son los pilares de la colección. El módulo sencillo es una farol. Si se sobreponen varios módulos, se crea una columna de luz, o un "chandelier" para el hueco de las escaleras. Otros elementos, como la cúpula de vidrio o el cabezal en forma de cono, permiten disfrutar de prestaciones adicionales, como una lámpara de pie y una de suspensión.

La precisión de la tecnología LED que ilumina las lámparas está integrada de forma discreta en las juntas entre los módulos de vidrio. Casi imperceptible, pero preparada para activarse al caer la noche.

FR Noctambule: le noctambule, ou animal nocturne. Presque invisible le jour, mais à la captivante activité durant la nuit. Une analogie parfaite. La nouvelle collection de lampes est faite d'éléments en verre soufflé, transparents et donc quasi inexistant pendant la journée. Mais une fois allumé dans l'obscurité, ils se transforment en superbes lampes éclairées. Les éléments cylindriques en verre sont la base de la collection. L'élément simple est une lanterne. Plusieurs éléments superposés créent une colonne de lumière, ou un lustre à suspendre dans un escalier. D'autres éléments tels que la coupole en verre ou la tête conique permettent de créer d'autres modèles comme un lampadaire ou une suspension.


La technologie LED soigneusement calibrée qui alimente les lampes est discrètement intégrée dans les jonctions entre les éléments en verre. Presque imperceptible, mais prête à se déclencher au tomber de la nuit.


DE Noctambule: die Nachteule, oder der Nachtschwärmer. Während des Tages weitgehend unsichtbar, aber zur Nachtzeit herrlich aktiv. Eine perfekte Analogie. Die neue Lampenkollektion ist aus mundgeblasenen Glasmodulen hergestellt, die durchsichtig und daher während des Tages beinahe inexistent sind. Aber wenn man sie im Dunkeln einschaltet, verwandeln sie sich in wunderschön leuchtende Lampen. Die zylindrischen Glasmodule stellen das Fundament der Kollektion dar. Das einzelne Modul ist eine Laterne. Mehrere, übereinander gestapelte Module erzeugen eine Lichtsäule, oder einen hängenden Kronleuchter für das Treppenhaus. Weitere Elemente, wie die Glaskuppel oder der konische Kopf, bieten eine zusätzliche Leistung, wie eine Stehlampe und eine Hängelampe.

Die sorgfältig kalibrierte LED-Technologie für die Versorgung der Lampen ist diskret in den Verbindungsstellen zwischen den Glasmodulen integriert. Kaum wahrnehmbar, aber bereit, bei Einbruch der Dunkelheit eingeschaltet zu werden.



Suspension





Noctambule



Suspension





Suspension






Noctambule



Suspension



Noctambule



Suspension



Noctambule




Floor



Noctambule

Floor

Floor





Noctambule




Floor




Noctambule



Floor





Noctambule



Floor



Noctambule



Floor





Noctambule



Technical Information



Low Cylinder H 450mm (17.71")



High Cylinder H 530mm (20.86")



Bowl



Cone

Noctambule

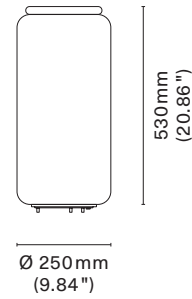
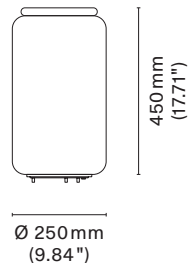


Diffuse Emission

Light Effects



Diffuse and Direct Emission

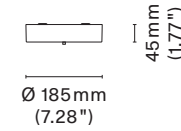


Low Cylinder Glass H 450 mm (17.71")

Weight 4,0 kg (8.81lb)
Materials Blown Glass
Finishes Black
Light Source Strip LED 9W
Lumen 990 – CRI 90

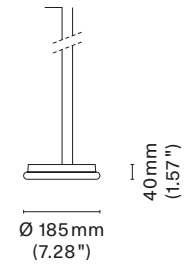
High Cylinder Glass H 530 mm (20.86")

Weight 4,5 kg (9.92lb)
Materials Blown Glass
Finishes Black
Light Source Strip LED 9W
Lumen 990 – CRI 90



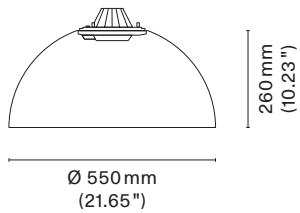
Rose

Weight 1,2 kg (2.64lb)
Materials Aluminium
Finishes Black



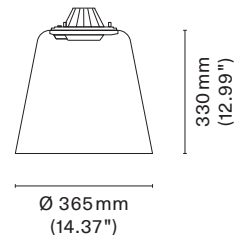
Suspension Attack

Weight 1,5 kg (3.30lb)
Materials Aluminium
Finishes Black
Light Source Strip LED 9W
Lumen 990 – CRI 90



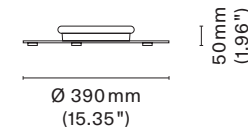
Bowl Glass

Weight 5,0 kg (11.02lb)
Materials Blown Glass
Finishes Black
Light Source Cob LED 18W
Lumen 1780 – CRI 90



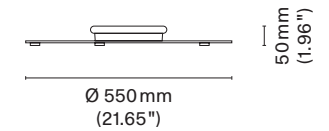
Cone Glass

Weight 4,0 kg (8.81lb)
Materials Blown Glass
Finishes Black
Light Source Cob LED 18W
Lumen 1780 – CRI 90



Small Base Ø 390 mm (15.35")

Weight 6,0 kg (13.22lb)
Materials Aluminium
Finishes Black
Light Source Strip LED 9W
Lumen 990 – CRI 90



Big Base Ø 550 mm (21.65")

Weight 10,5 kg (23.14lb)
Materials Aluminium
Finishes Black
Light Source Strip LED 9W
Lumen 990 – CRI 90

Noctambule

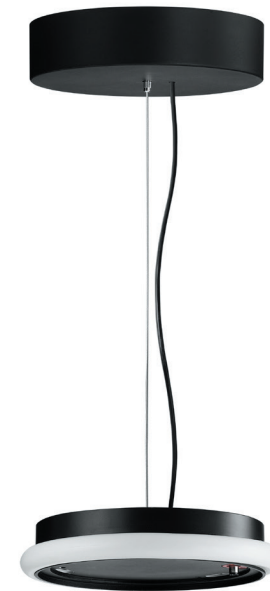


Small Base Ø 390mm (15.35")



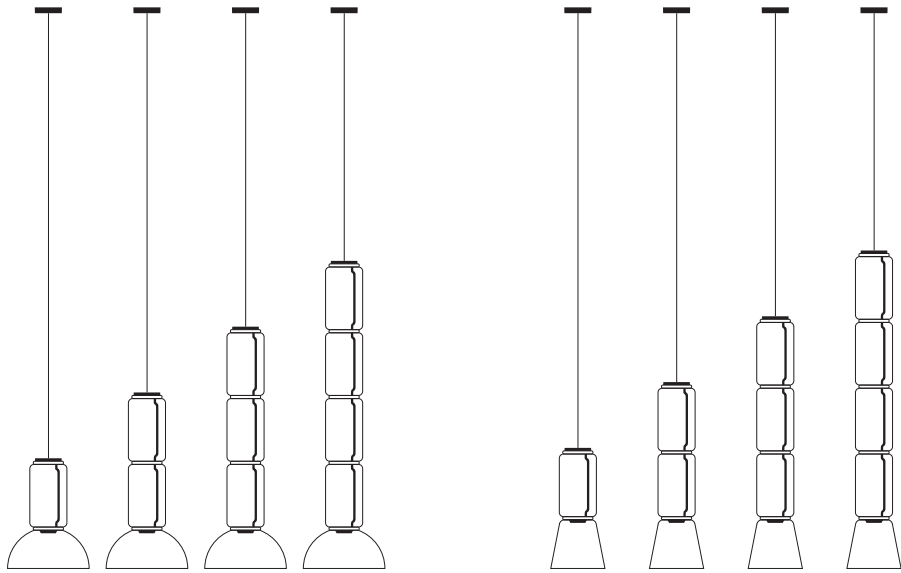
Big Base Ø 550mm (21.65")

Technical Information



Rose & Suspension Attack

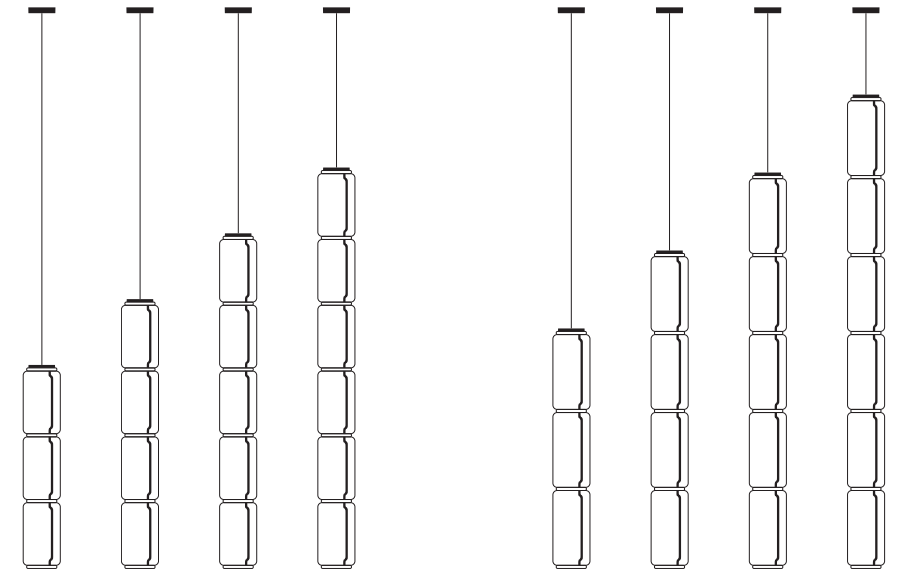
Noctambule



Low Cylinders H 450mm (17.71")
& Bowl

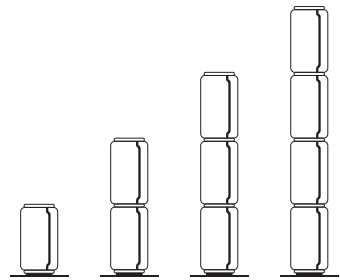
Low Cylinders H 450mm (17.71")
& Cone

Configurations

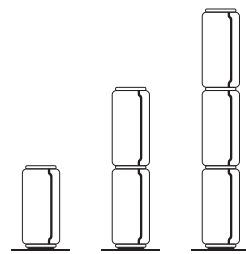


Low Cylinders H 450mm (17.71")

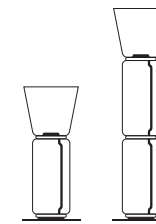
High Cylinders H 530mm (20.86")



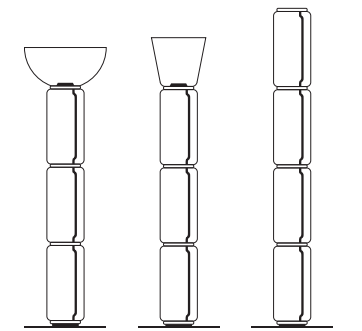
Low Cylinders H 450mm (17.71")
& Small Base Ø 390mm (15.35")



High Cylinders H 530mm (20.86")
& Small Base Ø 390mm (15.35")

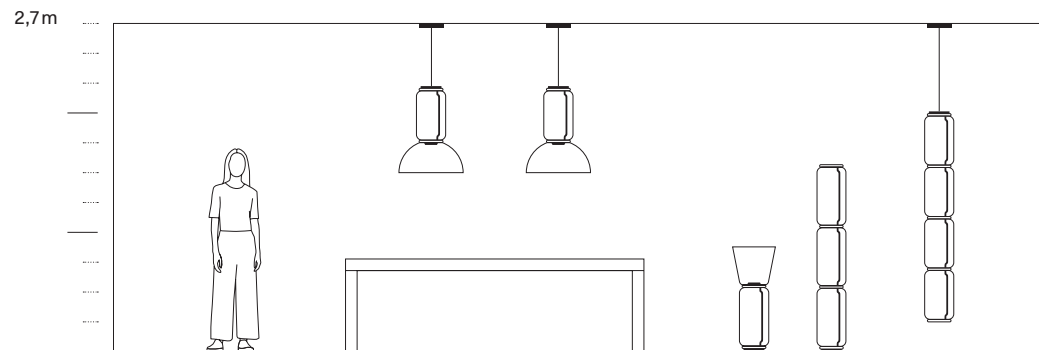


High Cylinders H 530mm (20.86"), Cone
& Small Base Ø 390mm (15.35")

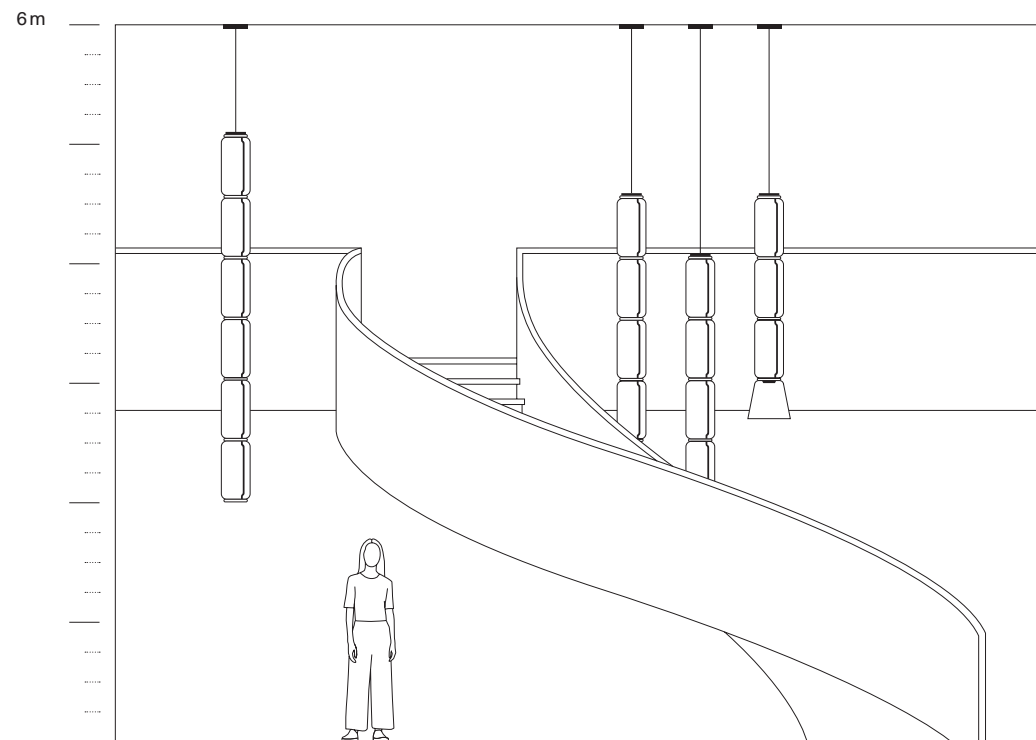
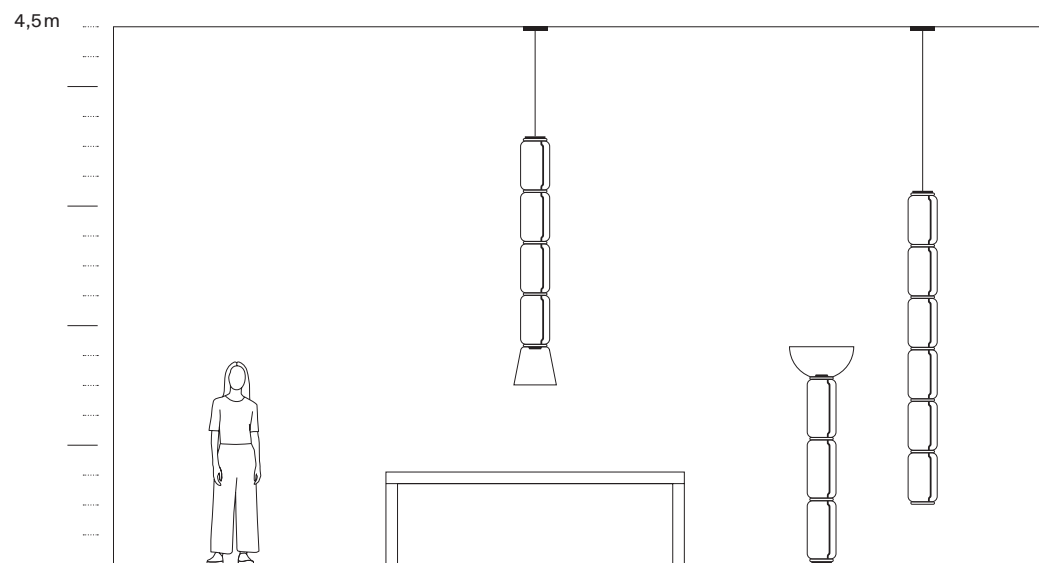
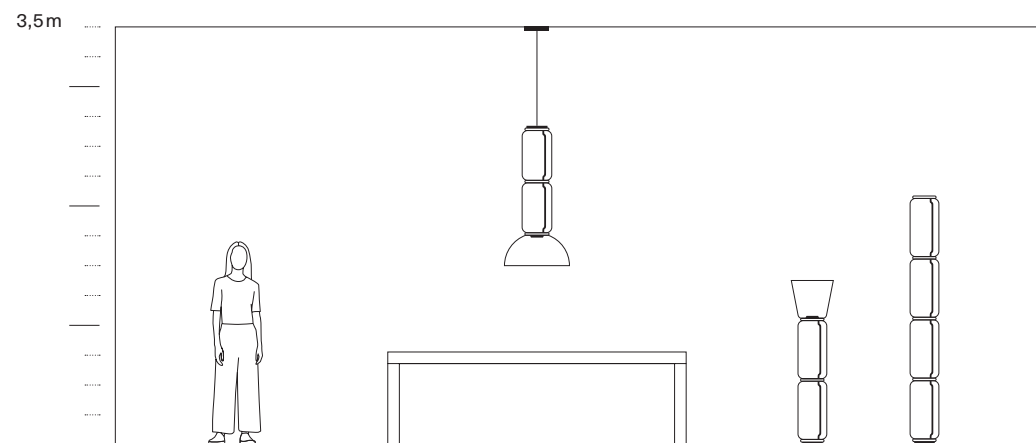


High Cylinders H 530mm (20.86"),
Bowl, Cone & Big Base Ø 550mm (21.65")

Noctambule



Proportions





Hanging lamps consisting of interconnecting glass modules reaching a length of 3,2 metres (126.77") with 4 metres (157.48") suspended power cable. Cylindrical and semi-spherical transparent blown glass structure, suspended die cast aluminium ring connector, hydroformed steel internal lateral arm and injection moulded optical opal silicone outer ring diffusers. The power supply unit within the ceiling rose can be used as a dimmer to adjust the light intensity by 10% to 100% in either direction by means of the 0-10/1-10 V, PUSH, DALI control.

Switching and Dimmer: Yes
 Charger In: AC 100-240V, 50/60Hz
 Charger Out: DC 48V
 Voltage: 100-240V
 Cable Type: 2 × AWG26

Colour Temperature: 2700K
 CRI 90
 Insulation Class: I
 Protection Level: IP20

Low Cylinders H 450mm (17.71") & Bowl



1 Low Cylinder & Bowl

F0263000

Weight 11,7kg (25.79lb)
 Height 750mm (29.52")
 Cable length 4m (157.48")
 Bowl Ø 550mm (21.65")
 Rose Ø 185mm (7.28")
 36W – 3960lm – CRI 90



2 Low Cylinders & Bowl

F0273000

Weight 15,7kg (34.61lb)
 Height 1200mm (47.24")
 Cable length 4m (157.48")
 Bowl Ø 550mm (21.65")
 Rose Ø 185mm (7.28")
 45W – 4750lm – CRI 90



3 Low Cylinders & Bowl

F0274000

Weight 19,7kg (43.43lb)
 Height 1650mm (64.96")
 Cable length 4m (157.48")
 Bowl Ø 550mm (21.65")
 Rose Ø 185mm (7.28")
 54W – 5940lm – CRI 90



4 Low Cylinders & Bowl

F0275000

Weight 23,7kg (52.24lb)
 Height 2100mm (82.67")
 Cable length 4m (157.48")
 Bowl Ø 550mm (21.65")
 Rose Ø 185mm (7.28")
 63W – 6930lm – CRI 90

Low Cylinders H 450mm (17.71") & Cone



1 Low Cylinder & Cone

F0268000

Weight 10,7kg (23.58lb)
 Height 820mm (32.28")
 Cable length 4m (157.48")
 Cone Ø 365mm (14.37")
 Rose Ø 185mm (7.28")
 36W – 3960lm – CRI 90



2 Low Cylinders & Cone

F0270000

Weight 14,7kg (32.40lb)
 Height 1270mm (50")
 Cable length 4m (157.48")
 Cone Ø 365mm (14.37")
 Rose Ø 185mm (7.28")
 45W – 4750lm – CRI 90



3 Low Cylinders & Cone

F0271000

Weight 18,7kg (41.22lb)
 Height 1720mm (67.71")
 Cable length 4m (157.48")
 Cone Ø 365mm (14.37")
 Rose Ø 185mm (7.28")
 54W – 5940lm – CRI 90



4 Low Cylinders & Cone

F027200

Weight 22,7kg (50.04lb)
 Height 2170mm (85.43")
 Cable length 4m (157.48")
 Cone Ø 365mm (14.37")
 Rose Ø 185mm (7.28")
 63W – 6930lm – CRI 90

Low Cylinders H 450 mm (17.71")



3 Low Cylinders

F0276000

Weight 14,7kg (32.40lb)
 Height 1380mm (54.72")
 Cable length 4m (157.48")
 Cylinder Ø 250mm (9.84")
 Rose Ø 185mm (7.28")
 36W – 3960lm – CRI 90



4 Low Cylinders

F0277000

Weight 18,7kg (41.22lb)
 Height 1840mm (72.44")
 Cable length 4m (157.48")
 Cylinder Ø 250mm (9.84")
 Rose Ø 185mm (7.28")
 45W – 4950lm – CRI 90



5 Low Cylinders

F0278000

Weight 22,7kg (50.04lb)
 Height 2290mm (90.15")
 Cable length 4m (157.48")
 Cylinder Ø 250mm (9.84")
 Rose Ø 185mm (7.28")
 54W – 5940lm – CRI 90



6 Low Cylinders

F0279000

Weight 26,7kg (58.86lb)
 Height 2740mm (107.87")
 Cable length 4m (157.48")
 Cylinder Ø 250mm (9.84")
 Rose Ø 185mm (7.28")
 63W – 6930lm – CRI 90

High Cylinders H 530 mm (20.86")



3 High Cylinders

F0264000

Weight 16,2kg (35.7lb)
 Height 1630mm (64.17")
 Cable length 4m (157.48")
 Cylinder Ø 250mm (9.84")
 Rose Ø 185mm (7.28")
 36W – 3960lm – CRI 90



4 High Cylinders

F0280000

Weight 20,7kg (45.63lb)
 Height 2160mm (85.03")
 Cable length 4m (157.48")
 Cylinder Ø 250mm (9.84")
 Rose Ø 185mm (7.28")
 45W – 4950lm – CRI 90



5 High Cylinders

F0281000

Weight 25,2kg (55.55lb)
 Height 2690mm (105.90")
 Cable length 4m (157.48")
 Cylinder Ø 250mm (9.84")
 Rose Ø 185mm (7.28")
 54W – 5940lm – CRI 90



6 High Cylinders

F0282000

Weight 29,7kg (65.47lb)
 Height 3220mm (126.77")
 Cable length 4m (157.48")
 Cylinder Ø 250mm (9.84")
 Rose Ø 185mm (7.28")
 63W – 6930lm – CRI 90

IT Lampade a sospensione composta da moduli in vetro che si connettono fra loro così da raggiungere un'altezza di 3,2 metri (126.77"). La lunghezza del cavo di alimentazione e sospensione è di 4 metri (157.48").

Corpo cilindrico e emisferico in vetro soffiato trasparente, attacco sospensione e anelli in alluminio pressofuso, braccio laterale interno in acciaio idroformato, e diffusori esterni ad anello in silicone ottico opalino stampato a iniezione. L'alimentatore posto nel rosone permette di dimerizzare dal 10% al 100% e viceversa con comando 0-10/1-10V, PUSH, DALI.

FR Suspension composée de éléments en verre connectés entre eux pour atteindre une hauteur de 3,2 mètres (126.77"). La longueur du câble d'alimentation et de suspension est de 4 mètres (157.48"). Corps cylindrique et demi-sphère en verre soufflé transparent, attache suspension et anneaux en fonte d'aluminium, bras latéral interne en acier hydro form, et diffuseurs externes à anneau en silicone optique opalin moulé par injection. L'alimentation dans la rosace permet de varier l'intensité lumineuse de 10% à 100% et vice-versa par commande 0-10/1-10V, PUSH ou DALI.

ES Lámparas de suspensión compuestas por módulos de vidrio que se conectan entre sí hasta alcanzar una altura de 3,2 metros (126.77"). La longitud del cable de alimentación y suspensión es de 4 metros (157.48").

Cuerpo cilíndrico y semi-esfera de vidrio soplado transparente, sujeción de suspensión y anillos de aluminio fundido, brazo lateral interno de acero hidroconformado y difusores externos con anillo de silicona óptico opalino moldeado por inyección. El alimentador que hay en el rosetón permite regular la intensidad desde el 10% al 100% y viceversa con un mando de 0-10/1-10V, PUSH, DALI.

DE Hängeleuchte bestehend aus Glasmodulen, die miteinander so verbunden sind, dass eine Höhe von 3,2 Meter (126.77") erreicht wird. Die Länge von Netzkabel und Aufhängung beträgt 4 Meter (157.48"). Zylindrischer Körper und Halbkugel aus mundgeblasenem transparentem Glas, Aufhängungsbefestigung und Ringe aus Aluminiumdruckguss, innerer Seitenarm aus innenhochdruckgeformtem Stahl und ringförmige Außendiffusoren aus spritzgegossenem optischem Silikon in opaler Ausführung. Durch das in der Rosette untergebrachte Netzteil lässt sich die Lichtstärke mit der Steuerung 0-10/1-10V, PUSH, DALI zwischen 10% und 100% und umgekehrt dimmern.



Standing lamps consisting of interconnecting glass modules reaching a height of 2,17 metres (85.43"). Cylindrical and semi-spherical transparent blown glass structure, die cast aluminium base and rings, hydroformed steel internal lateral arms and injection moulded optical opal silicone outer ring diffusers. The power supply cable is 2 metres (78.74") long, with a pedal operated panel used as a dimmer to adjust the light intensity by 10% to 100% in either direction. Wall mounted power supply unit with interchangeable plugs.

Switching and Dimmer: Yes
 Charger In: AC 100-240V, 50/60Hz
 Charger Out: DC 48V
 Voltage: 100-240V/48W
 Cable Type: 2 × 0,5mmq

Colour Temperature: 2700K
 CRI 90
 Insulation Class: III
 Protection Level: IP20



1 Low Cylinder
Small Base

F0288000

Weight 10kg (22.4lb)
Height 500mm (19.68")
Cylinder Ø 250mm (9.84")
Small Base Ø 390mm (15.35")
18W – 1980lm – CRI 90



2 Low Cylinders
Small Base

F0289000

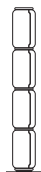
Weight 14kg (30.86lb)
Height 950mm (37.40")
Cylinder Ø 250mm (9.84")
Small Base Ø 390mm (15.35")
27W – 2970lm – CRI 90



3 Low Cylinders
Small Base

F0290000

Weight 18kg (39.68lb)
Height 1400mm (55.11")
Cylinder Ø 250mm (9.84")
Small Base Ø 390mm (15.35")
36W – 3960lm – CRI 90



4 Low Cylinders
Small Base

F0291000

Weight 22kg (48.5lb)
Height 1850mm (72.83")
Cylinder Ø 250mm (9.84")
Small Base Ø 390mm (15.35")
45W – 4950lm – CRI 90



1 High Cylinder
Small Base

F0285000

Weight 10,5kg (23.14lb)
Height 5800mm (22.83")
Cylinder Ø 250mm (9.84")
Small Base Ø 390mm (15.35")
18W – 1980lm – CRI 90



2 High Cylinders
Small Base

F0286000

Weight 15kg (33.06lb)
Height 1110mm (43.7")
Cylinder Ø 250mm (9.84")
Small Base Ø 390mm (15.35")
27W – 2970lm – CRI 90



3 High Cylinders
Small Base

F0287000

Weight 19,5kg (42.99lb)
Height 1640mm (64.56")
Cylinder Ø 250mm (9.84")
Small Base Ø 390mm (15.35")
36W – 3960lm – CRI 90



1 High Cylinder & Cone
Small Base

F0265000

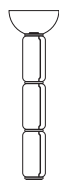
Weight 14,5kg (31.96lb)
Height 910mm (35.82")
Cylinder Ø 250mm (9.84")
Small Base Ø 390mm (15.35")
36W – 3960lm – CRI 90



2 High Cylinders & Cone
Small Base

F0269000

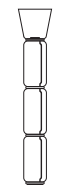
Weight 19kg (41.88lb)
Height 1440mm (56.68")
Cylinder Ø 250mm (9.84")
Small Base Ø 390mm (15.35")
45W – 4750lm – CRI 90



3 High Cylinders & Bowl
Big Base

F0266000

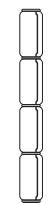
Weight 29kg (63.93lb)
Height 1900mm (46.85")
Cylinder Ø 250mm (9.84")
Big Base Ø 550mm (21.65")
54W – 5940lm – CRI 90



3 High Cylinders & Cone
Big Base

F0267000

Weight 28kg (61.72lb)
Height 1970mm (77.55")
Cylinder Ø 250mm (9.84")
Big Base Ø 550mm (21.65")
54W – 5940lm – CRI 90



4 High Cylinders
Big Base

F0292000

Weight 28,5kg (62.83lb)
Height 2170mm (85.43")
Cylinder Ø 250mm (9.84")
Big Base Ø 550mm (21.65")
45W – 4950lm – CRI 90

IT Lampade da terra composta da moduli in vetro che si connettono fra loro così da raggiungere un'altezza di 2,17 metri (85.43"). Corpo cilindrico e emisfera in vetro soffiato trasparente, base e anelli in alluminio pressofuso, bracci laterali interni in acciaio idroformato, e diffusori esterni ad anello in silicone ottico opalino stampato ad iniezione. La lunghezza del cavo di alimentazione è di 2 metri (78.74") con pedaliera che permette di dimerizzare dal 10% al 100% e viceversa. Alimentatore a parete con plugs intercambiabili.

FR Lampadaire composée de éléments en verre connectés entre eux pour atteindre une hauteur de 2,17 mètres (85.43"). Corps cylindrique et demie sphère en verre soufflé transparent, base et anneaux en fonte d'aluminium, bras latéraux internes en acier hydro formé, et diffuseurs externes à anneau en silicone optique opalin moulé par injection. La longueur du câble d'alimentation est de 2 mètres (78.74") avec variateur à pédale qui permet de varier l'intensité lumineuse de 10% à 100% et vice-versa. Alimentation murale avec plugs interchangeables.

ES Lámparas de suelo compuesta por módulos de vidrio que se conectan entre sí hasta alcanzar una altura de 2,17 metros (85.43"). Cuerpo cilíndrico y semi-esfera de vidrio soplado transparente, base y anillos de aluminio fundido, brazos laterales internos de acero hidroconformado y difusores externos con anillo de silicona óptico opalino moldeado por inyección. La longitud del cable de alimentación es de 2 metros (78.74") con pedal, que permite regular la intensidad del 10% al 100% y viceversa. Alimentador de pared con enchufes intercambiables.

DE Standleuchte bestehend aus Glasmodulen, die miteinander so verbunden sind, dass eine Höhe von 2,17 Meter (85.43") erreicht wird. Zylindrischer Körper und Halbkugel aus mundgeblasenem transparentem Glas, Sockel und Ringe aus Aluminiumdruckguss, innere Seitenarme aus innenhochdruckgeformtem Stahl und ringförmige Außendiffusoren aus spritzgegossenem optischem Silikon in opaler Ausführung. Die Länge des Netzkabels beträgt 2 Meter (78.74") mit Pedalschalter, wodurch sich die Lichtstärke zwischen 10% und 100% und umgekehrt dimmern lässt. Wandnetzteil mit austauschbaren Steckern.