

CRITTERS hanging lamp



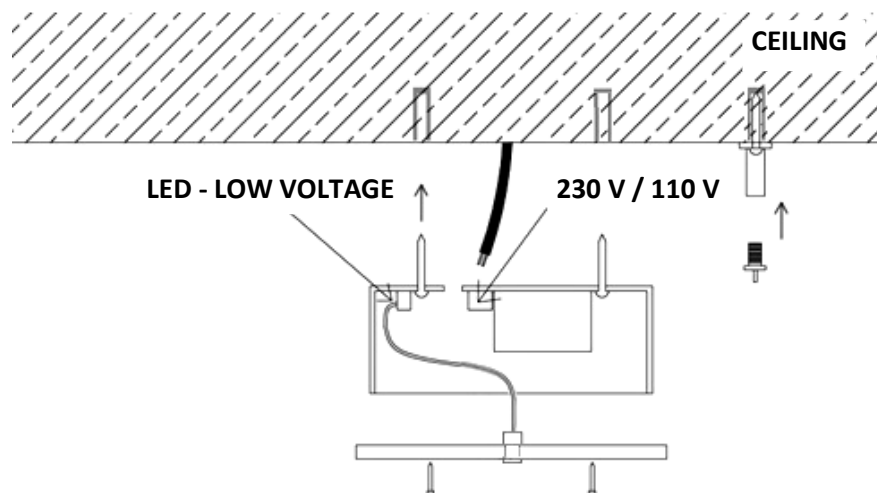
Please note the information contained in the instruction and save this manual.

Technical data

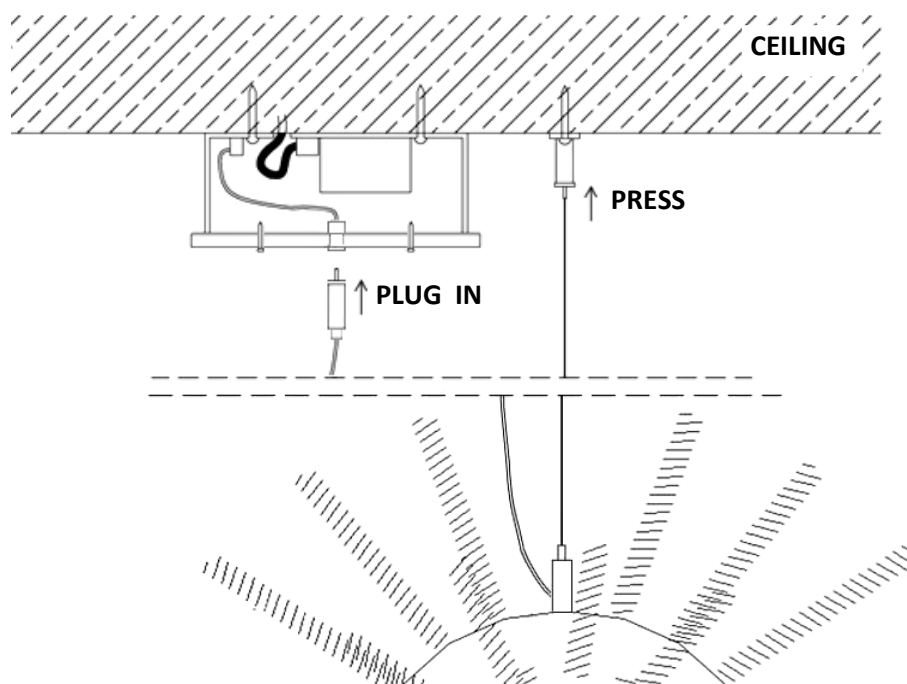
Lighting source – LED diodes. LED installation works with low voltage – transformer included. Use only the original puff-buff design transformer. This lamp is suitable only for **indoor lighting**, and not for areas in which moisture-proofing is required. Never use outside.

Setting-up

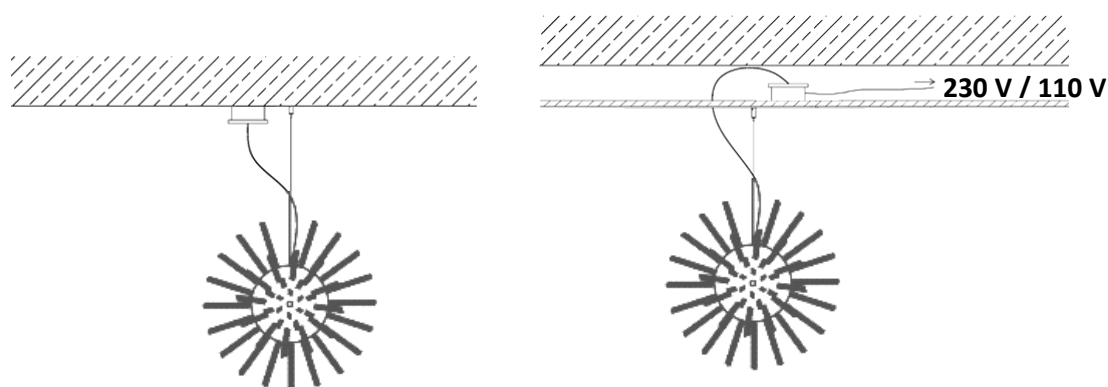
1. Fixing the transformer and ceiling attachments.



2. Hang the lamp inserting the line into the ceiling attachment. Plug in the small plug from the lamp into the socket at the transformer's cover. You can regulate the length of the hanging line (press the cap of the ceiling attachment to loosen the line, release to block the line).



3. Schemes of fixing the transformer according to the type of ceiling (solid or suspended ceiling).



Remember: Always shut off power of the circuit before starting installation work!

Always choose screws and plugs that are specially suited to the material in your ceiling.

Conservation and cleaning

Polycarbonate body of the lamp should be cleaned with soft dry cloth. Gently polish the surface. When strongly dirtied with greasy substances – locally wipe with **non acetone** dissolvent. Always be careful **not to expose the electrical system to moisture**.

Polycarbonate cover of the transformer – remove greasy traces with non-acetone dissolvent.

Steel parts – cleaning and conservation with chemicals specially intended for stainless steel conservation. Polish to shine.

Remember: always turn off the electricity before cleaning.

Keep away from flame, strong direct heat, sharp edges and rough surfaces. Keep the installation away from the water – don't immerse into the water.

Conditions of guarantee

We guarantee the perfect condition and function of this appliance. The guarantee is valid for 2 years beginning from the date of sale. We will rectify all faults arising from defective materials or manufacturing. The guarantee covers repair or replacement of the defective parts, subject to our approval. The guarantee does not apply to damage to parts which are subject to wear and tear nor damage or defects caused by improper use or incorrect maintenance. The guarantee only applies if the purchase receipt is sent to the producer together with the appliance.

Made in Poland

PRI: 230 V (European), 110 V (American) SEC: 12V 50-60 Hz



PUFF-BUFF DESIGN, ul.Sniegockiej 10/41, 00-430 Warsaw - Poland, tel: +48 22 6210834, design@puff-buff.com www.puff-buff.com