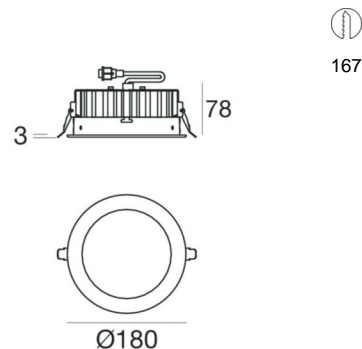


# LV54\_RS






Downlights | topLED 23 W 630 mA | CRI 80  
**97092N00**



Technical data	
Installation position	Ceiling
Installation environment	Indoor
Light Source	LED
Optic	Diffused
Power	23 W
Luminous flux (source)	2856 lm
Current intensity	630mA
CCT / Tonalità	4000 K
Colour rendering index	80 Ra
C.C. / C.V.	CC
Safety class	3
IP	IP54
IK	05
Glow wire test	850°
Direct mounting on normally flammable surfaces	Yes
CE	Yes
ETL	No
Operating temperature	-40°C ÷ +90°C
Driver included	No
Induzione	No
Emergency mode	No
Motion sensor	No
Directional	No
Tilting	No
Walk-over	No
Drive-over	No
Cable included	Yes
Cable length	0.30 m
Resin potting	No

Finishing casing	
Material	PC
Processing	Coating

Finishing diffuser	
Material	PC
Colour	opaline

Electronics	
	On/Off Driver 1 art.
	1-10V - N/O button 1 art.
	DALI - Push and Simply Dim 1 art.



Downlights | topLED 23 W 630 mA | CRI 80  
97092N00

Single emission downlights for indoor application. The natural white LED light source with a diffused light distribution is composed of 84 topLED LEDs with CCT of 4000 K and a CRI 80; the source luminous flux is 2856 lm, with a 124.2 lm/W nominal luminous efficacy.

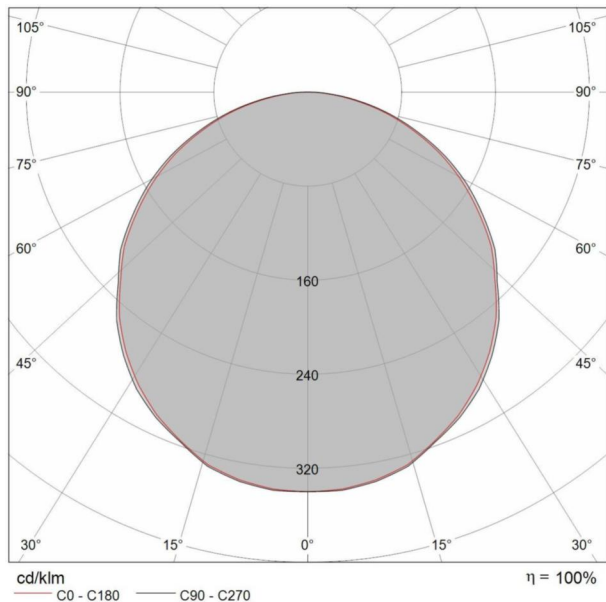
The device body is made of PC, processed by means of coating; the diffuser is made of PC. The ingress protection degree is IP54; the total weight is of 0.75 kg. The power supply driver is not provided and is to be ordered separately.

The total absorbed power is 23 W. The power supply cable is included and features.

The device features protection class III and can be ceiling-mounted, with a 167 mm diameter hole (in plasterboard).

Illuminotechnical Features	
Light Output Ratio (LOR)	91 %
Luminous flux (source)	2856 lm
Luminaire luminous flux	2626 lm
Consumption	23 W
Luminaire efficacy	114 lm/W
Colour temperature	4000 K
Standard Deviation of Colour Matching	2 Step MacAdam
Colour rendering index	80 Ra

UGR	
X=4H   Y=8H	S=0.25H
Reflection factor	70/50/20
UGR transversal	> 25
UGR axial	> 25



Abstand [m]	Cone diameter [m]	Illuminance [lx]
0.5	1.56 1.51	E(0°) 3571 E(C90) 282 E(C0) 303
1.0	3.12 3.01	E(0°) 893 E(C90) 71 E(C0) 76
1.5	4.67 4.52	E(0°) 397 E(C90) 31 E(C0) 34
2.0	6.23 6.02	E(0°) 223 E(C90) 18 E(C0) 19
2.5	7.79 7.53	E(0°) 143 E(C90) 11 E(C0) 12
3.0	9.35 9.03	E(0°) 99 E(C90) 8 E(C0) 8