

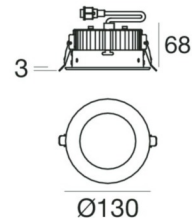
LV54_RS



Downlights | topLED 13 W 350 mA | CRI 80
97090M00



121



Technical data	
Installation position	Ceiling
Installation environment	Indoor
Light Source	LED
Optic	Diffused
Power	13 W
Luminous flux (source)	1344 lm
Current intensity	350mA
CCT / Tonalità	2700 K
Colour rendering index	80 Ra
C.C. / C.V.	CC
Safety class	3
IP	IP54
IK	05
Glow wire test	850°
Direct mounting on normally flammable surfaces	Yes
CE	Yes
ETL	No
Operating temperature	-40°C ÷ +90°C
Driver included	No
Induzione	No
Emergency mode	No
Motion sensor	No
Directional	No
Tilting	No
Walk-over	No
Drive-over	No
Cable included	Yes
Cable length	0.30 m
Resin potting	No




Finishing casing

Material	PC
Processing	Coating

Finishing diffuser

Material	PC
Colour	opaline

Electronics

-  On/Off Driver
1 art.
-  1-10V - N/O button
1 art.
-  DALI - Push and Simply Dim
1 art.



Downlights | topLED 13 W 350 mA | CRI 80
97090M00

Single emission downlights for indoor application. The super warm LED light source with a diffused light distribution is composed of 48 topLED LEDs with CCT of 2700 K and a CRI 80; the source luminous flux is 1344 lm, with a 103.4 lm/W nominal luminous efficacy.

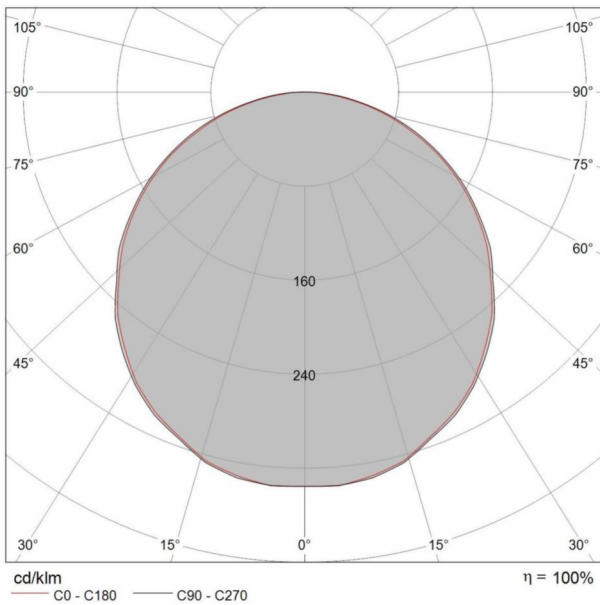
The device body is made of PC, processed by means of coating; the diffuser is made of PC. The ingress protection degree is IP54; the total weight is of 0.45 kg. The power supply driver is not provided and is to be ordered separately.

The total absorbed power is 13 W. The power supply cable is included and features.

The device features protection class III and can be ceiling-mounted, with a 121 mm diameter hole (in plasterboard).

Illuminotechnical Features	
Light Output Ratio (LOR)	89 %
Luminous flux (source)	1344 lm
Luminaire luminous flux	1200 lm
Consumption	13 W
Luminaire efficacy	92 lm/W
Colour temperature	2700 K
Standard Deviation of Colour Matching	2 Step MacAdam
Colour rendering index	80 Ra

UGR	
X=4H Y=8H	S=0.25H
Reflection factor	70/50/20
UGR transversal	> 25
UGR axial	> 25



Abstand [m]	Cone diameter [m]	Illuminance [lx]
0.5	1.57	E(0°) 1610
	1.53	E(C90) 57.5° 125
		E(C0) 56.8° 133
1.0	3.14	E(0°) 402
	3.06	E(C90) 57.5° 31
		E(C0) 56.8° 33
1.5	4.71	E(0°) 179
	4.58	E(C90) 57.5° 14
		E(C0) 56.8° 15
2.0	6.28	E(0°) 101
	6.11	E(C90) 57.5° 8
		E(C0) 56.8° 8
2.5	7.85	E(0°) 64
	7.64	E(C90) 57.5° 5
		E(C0) 56.8° 5
3.0	9.42	E(0°) 45
	9.17	E(C90) 57.5° 3
		E(C0) 56.8° 4

Abstand [m] Cone diameter [m] Illuminance [lx]
 — C0 - C180 (Hal beam angle: 113.6°)
 — C90 - C270 (Hal beam angle: 115.0°)