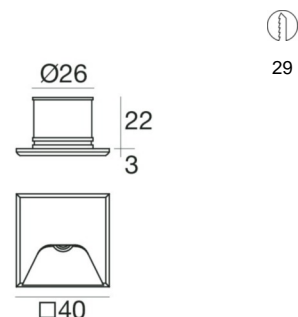


Envelope_1






Wall Lights | 1 x powerLED 1,0 W 350 mA | CRI 80
96976N18



Technical data	
Installation position	Wall lights - Ceiling
Installation environment	Outdoor
Light Source	LED
Optic	180°
Power	1 W
Luminous flux (source)	138 lm
Current intensity	350mA
CCT / Tonalità	4000 K
Colour rendering index	80 Ra
C.C. / C.V.	CC
Safety class	3
IP	IP66
Glow wire test	850°
Direct mounting on normally flammable surfaces	Yes
CE	Yes
ETL	No
Operating temperature	-20°C / +50°C
Driver included	No
Induzione	No
Emergency mode	No
Directional	No
Tilting	No
Walk-over	No
Drive-over	No
Cable included	Yes
Cable length	1 m
Resin potting	Yes

Finishing casing	
Material	Brass
Colour	embossed white RAL 9003
Processing	Coating

Electronics	
	On/Off Driver
	On/Off Driver
	On/Off Driver

Wall Lights | 1 x powerLED 1,0 W 350 mA | CRI 80
96976N18

Single emission wall lights for outdoor application. The natural white LED light source with a 180° light distribution is composed of 1 powered LEDs with CCT of 4000 K and a CRI 80; the source luminous flux is 138 lm, with a 138.0 lm/W nominal luminous efficacy.

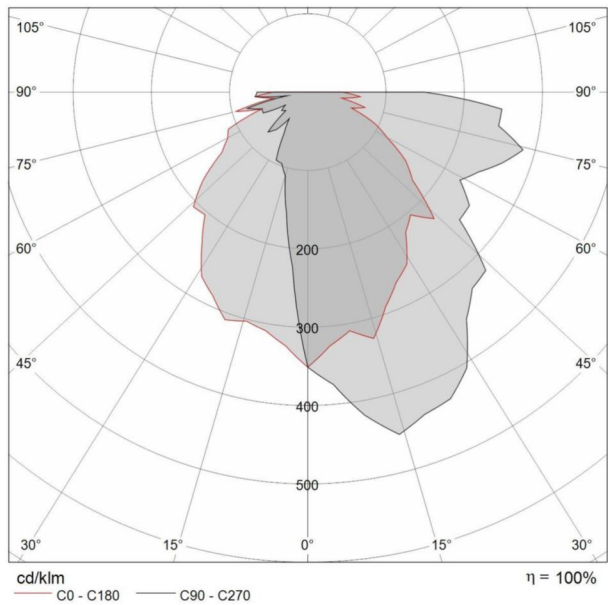
The device body is made of brass and features a embossed white ral 9003 finish, processed by means of coating. The ingress protection degree is IP66; the total weight is of 0.04 kg. The power supply driver is not provided and is to be ordered separately.

The total absorbed power is 1,0 W. The power supply cable is included and features.



The device features protection class III and can be wall lights or ceiling-mounted, with a 29 mm diameter hole (in plasterboard) with an outer casing, code 84915(for concrete or masonry).

Illuminotechnical Features	
Light Output Ratio (LOR)	86 %
Luminous flux (source)	138 lm
Luminaire luminous flux	120 lm
Consumption	1,0 W
Luminaire efficacy	120 lm/W
Colour temperature	4000 K
Colour rendering index	80 Ra

UGR	
X=4H Y=8H	S=0.25H
Reflection factor	70/50/20
UGR transversal	> 25
UGR axial	> 25



Envelope_1 | Wall Lights | Accessories
96976N18

	Outer casing L=42mm, H=35mm, D=35mm	Code <u>84336</u>
	Outer casing L=49mm, H=60mm, D=60mm	Code <u>84915</u>