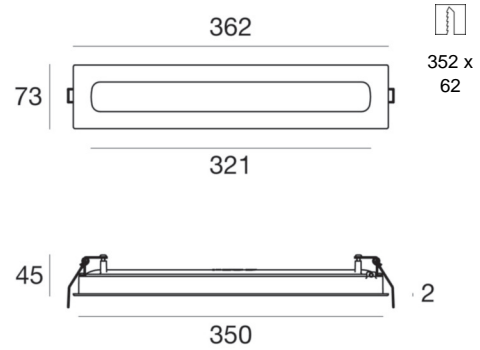




Downlights | topLED 22 W 600 mA | CRI 80  
**92434M00**






### Technical data

Type	Frame
Installation position	Ceiling
Installation environment	Indoor
Light Source	LED
Optics	General Lighting
Power	22 W
Luminous flux (source)	2866 lm
Current intensity	600mA
CCT / Tone	2700 K
Colour rendering index	80 Ra
C.C. / C.V.	CC
Energy class	A
Safety class	3
IP	IP40
IK	IK05
Glow wire test	850°
Direct mounting on normally flammable surfaces	Yes
CE	Yes
ETL	No
Fire Rated (BS 476 PT21 compliant)	No
Operating temperature	-20°C / +50°C
Driver included	No
Induction	No
Emergency mode	No
Motion sensor	No
Directional	No
Tilting	No
Walk-over	No
Drive-over	No
Cable included	Yes
Cable length	1 m
Resin potting	No
Type of light emission	Single emission
Net weight	0.75 Kg

### Finishing casing

Material	Aluminium
Colour	embossed white RAL 9003
Processing	Coating

### Electronics

	99163 DALI Push and Simply Dim Multi Power 190~250V AC / 180~275V DC
	99262 1-10V N/O button Multi Power 190~250V AC / 180~275V DC
	99261 On/Off Driver 180~300V AC

Downlights | topLED 22 W 600 mA | CRI 80  
**92434M00**

Single emission downlights for indoor application. The super warm LED light source with a general lighting light distribution is composed of 144 topLED LEDs with CCT of 2700 K and a CRI 80; the source luminous flux is 2866 lm, with a 130.3 lm/W nominal luminous efficacy.

The device body is made of aluminium and features a embossed white ral 9003 finish, processed by means of coating. The ingress protection degree is IP40; the total weight is of 0.75 kg. The power supply driver is not provided and is to be ordered separately.

The total absorbed power is 22 W. The power supply cable is included and features.

The device features protection class III and can be ceiling-mounted, with a 352 x 62 mm hole (in plasterboard).

### Illuminotechnical Features

Light Output Ratio (LOR)	44 %
Luminous flux (source)	2866 lm
Luminaire luminous flux	1272 lm
Consumption	26 W
Luminaire efficacy	48 lm/W
Colour temperature	2700 K
Standard Deviation of Colour Matching	2 Step MacAdam
Colour rendering index	80 Ra

### Life / Failure Ratio

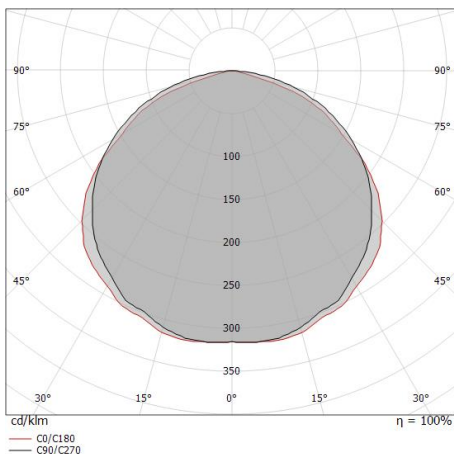
L70 B20 C0 70000h (at Tj 65 °C Ta 25 °C)

### UGR

X=4H   Y=8H	S=0.25H
Reflection factor	70/50/20
UGR transversal	< 28
UGR axial	> 28

### OPTICAL

Light distribution simmetry	Symmetrical 2
C0/C180 optics	117°
C90/C270 optics	121°



Distance [m]	Cone diameter [m]	illuminance [lx]
0.5	1.76 1.64	E(0°) 1606 E(C90) 98 E(C0) 115
1.0	3.52 3.28	E(0°) 402 E(C90) 24 E(C0) 29
1.5	5.28 4.91	E(0°) 178 E(C90) 11 E(C0) 13
2.0	7.04 6.55	E(0°) 100 E(C90) 6 E(C0) 7
2.5	8.80 8.19	E(0°) 64 E(C90) 4 E(C0) 5
3.0	10.56 9.83	E(0°) 45 E(C90) 3 E(C0) 3

— C0/C180 (Half-peak divergence: 117.2°)  
 — C90/C270 (Half-peak divergence: 120.8°)