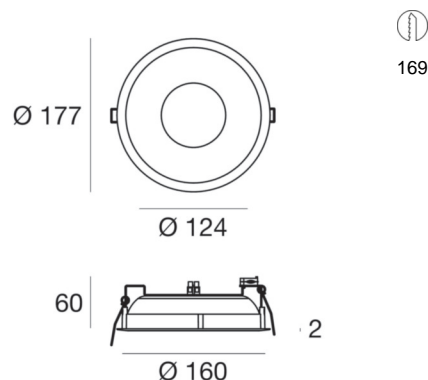







Downlights | topLED 12 W 350 mA | CRI 80  
91994M00



Technical data	
Installation position	Ceiling
Installation environment	Indoor
Light Source	LED
Optic	Diffused
Power	12 W
Luminous flux (source)	1642 lm
Current intensity	350mA
CCT / Tonalità	2700 K
Colour rendering index	80 Ra
C.C. / C.V.	CC
Safety class	3
IP	IP40
IK	05
Glow wire test	850°
Direct mounting on normally flammable surfaces	Yes
CE	Yes
ETL	No
Operating temperature	-40°C / +90°C
Driver included	No
Induzione	No
Emergency mode	No
Motion sensor	No
Directional	No
Tilting	No
Walk-over	No
Drive-over	No
Cable included	Yes
Cable length	0.30 m
Resin potting	No

Finishing casing	
Material	Aluminium
Colour	embossed white RAL 9003
Processing	Coating

Electronics	
	DALI - Push and Simply Dim
	1-10V - N/O button
	On/Off Driver

Downlights | topLED 12 W 350 mA | CRI 80  
91994M00

Single emission downlights for indoor application. The super warm LED light source with a diffused light distribution is composed of 96 topLED LEDs with CCT of 2700 K and a CRI 80; the source luminous flux is 1642 lm, with a 136.8 lm/W nominal luminous efficacy and an operating lifetime (L70) of 100000 hours.

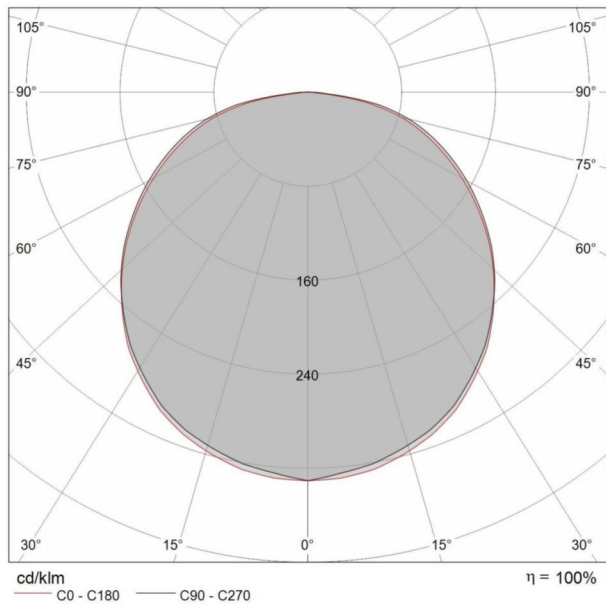
The device body is made of aluminium and features a embossed white ral 9003 finish, processed by means of coating. The ingress protection degree is IP40; the total weight is of 0.4 kg. The power supply driver is not provided and is to be ordered separately.

The total absorbed power is 12 W. The power supply cable is included and features.

The device features protection class III and can be ceiling-mounted, with a 169 mm diameter hole (in plasterboard).

Illuminotechnical Features	
Light Output Ratio (LOR)	50 %
Luminous flux (source)	1642 lm
Luminaire luminous flux	835 lm
Consumption	12 W
Luminaire efficacy	67 lm/W
Colour temperature	2700 K
Standard Deviation of Colour Matching	2 Step MacAdam
Colour rendering index	80 Ra

UGR	
X=4H   Y=8H	S=0.25H
Reflection factor	70/50/20
UGR transversal	> 25
UGR axial	> 25



Abstand [m]	Cone diameter [m]	Illuminance [lx]
0.5	1.64 1.58	E(0°) 1104 E(C90) 58.6° 78 E(C0) 57.7° 84
1.0	3.28 3.16	E(0°) 276 E(C90) 58.6° 20 E(C0) 57.7° 21
1.5	4.91 4.75	E(0°) 123 E(C90) 58.6° 9 E(C0) 57.7° 9
2.0	6.55 6.33	E(0°) 69 E(C90) 58.6° 5 E(C0) 57.7° 5
2.5	8.19 7.91	E(0°) 44 E(C90) 58.6° 3 E(C0) 57.7° 3
3.0	9.83 9.49	E(0°) 31 E(C90) 58.6° 2 E(C0) 57.7° 2

Abstand [m] Cone diameter [m] Illuminance [lx]  
C0 - C180 (Hal beam angle: 115.4°)  
C90 - C270 (Hal beam angle: 117.2°)