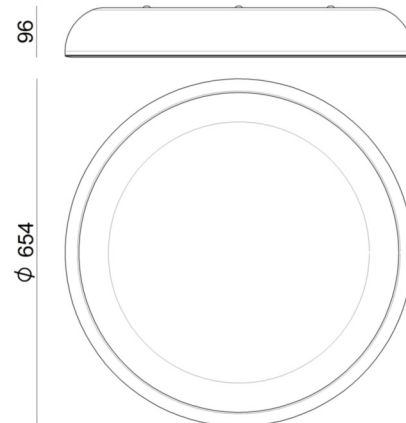


Ceiling Lights | 220-240 V | topLED 48 W 1400 mA
CRI 90
8533



Technical data	
Construction year	2018
Type	Surface
Installation position	Wall lights - Ceiling
Installation environment	Indoor
Light Source	LED
Optics	General Lighting
Light emission direction	downward
Power	48 W
Source lumens	5671 lm
Frequency	50 - 60 Hz
CCT / Tone	3000 K
Colour rendering index	90 Ra
AC / DC	AC
Safety class	1
IP	IP20
Glow wire test	850°
Direct mounting on normally flammable surfaces	Yes
CE	Yes
ETL	No
Fire Rated (BS 476 PT21 compliant)	No
Driver included	Driver
Dimmable article	Phase cut
Emergency mode	No
Motion sensor	No
Directional	No
Tilting	No
Walk-over	No
Drive-over	No
Cable included	No
Resin potting	No
Type of light emission	Single emission
Electrostatic discharge protection	No
Surge protection	No

Finishing casing	
Material	Iron - Iron
Colour	embossed white RAL 9003 - black RAL 9005
Finishing diffuser	
Material	PC
Colour	opaline
Finishing mounting frame	
Material	Iron
Colour	embossed white RAL 9003



Ceiling Lights | 220-240 V | topLED 48 W 1400 mA | CRI 90
8533

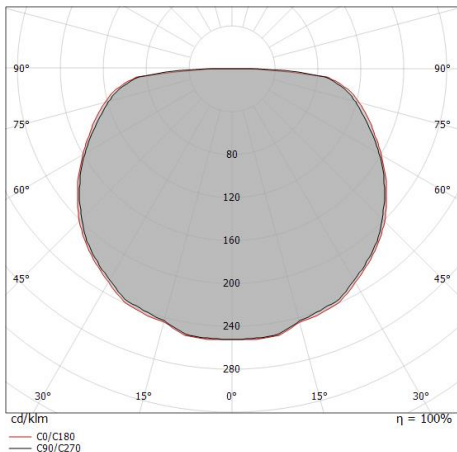
Single emission ceiling lights for indoor application. The warm white LED light source with a general lighting light distribution is composed of 200 topLED LEDs with CCT of 3000 K and a CRI 90; the source luminous flux is 5671 lm, with a 118.1 lm/W nominal luminous efficacy.

The device body is made of iron and features a embossed white ral 9003 finish The device body is made of iron and features a black ral 9005 finish; the diffuser is made of PC; the mounting frame is made of iron, with a embossed white ral 9003 finish. The ingress protection degree is IP20;

The total absorbed power is 48 W.

The device features protection class I and can be wall lights or ceiling-mounted.

Compliant with the EN 60598-1 standard and its specific provisions.



Distance [m]	Cone diameter [m]	illuminance [lx]
0.5	3.10 3.38	E(0°) E(C90) E(C0) 2579 37 30
1.0	6.19 6.75	E(0°) E(C90) E(C0) 645 9 7
1.5	9.29 10.13	E(0°) E(C90) E(C0) 287 4 3
2.0	12.38 13.50	E(0°) E(C90) E(C0) 161 2 2
2.5	15.48 16.88	E(0°) E(C90) E(C0) 103 1 1
3.0	18.58 20.26	E(0°) E(C90) E(C0) 72 1 1

— C0/C180 (Half-peak divergence: 147.0°)
— C90/C270 (Half-peak divergence: 144.2°)

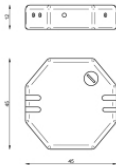
Illuminotechnical Features	
Light Output Ratio (LOR)	45 %
Source lumens	5671 lm
Delivered lumens	2556 lm
Consumption	48 W
Luminaire efficacy	53 lm/W
Colour temperature	3000 K
Standard Deviation of Colour Matching	3 Step MacAdam
Colour rendering index	90 Ra
Junction temperature (lighting fixture)	80
Standard Operating Ambient Temperature	25
LED Life / Failure Ratio	
L80 B20 C0 80000h	

UGR	
X=4H Y=8H	S=0.25H
Reflection factor	70/50/20
UGR transversal	< 19
UGR axial	< 19

OPTICAL	
Light distribution simmetry	Symmetrical 2
C0/C180 optics	147°
C90/C270 optics	144°



Reflexio | Ceiling Lights | Accessories
8533



Dimmer
220-240V

Code
KIT0026



Dimmer
Radio-frequenza, 85-240V

Code
KIT0080