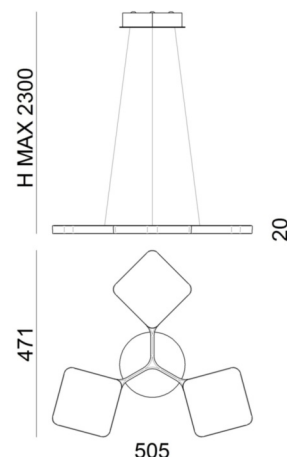
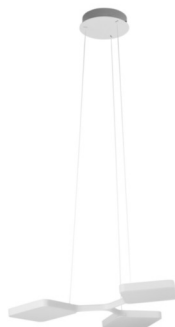


Pendant Luminaires | 220-240 V | topLED 42 W 700 mA

CRI 90

8116



Technical data	
Designer	Pio e Tito Toso
Type	Surface
Installation position	Ceiling
Installation environment	Indoor
Light Source	LED
Circuit structure	topLED
Optics	General Lighting
Light emission direction	downward
Power	42 W
Source lumens	4173 lm
Frequency	60 - 50 Hz
CCT / Tone	3000 K
Colour rendering index	90 Ra
AC / DC	AC
Safety class	1
IP	IP20
Optical compartment IP	IP40
Glow wire test	850°
Direct mounting on normally flammable surfaces	Yes
CE	Yes
ETL	No
Fire Rated (BS 476 PT21 compliant)	No
Driver included	Driver
Dimmable article	Phase cut
Emergency mode	No
Motion sensor	No
Directional	No
Tilting	No
Walk-over	No
Drive-over	No
Cable included	No
Resin potting	No
Type of light emission	Single emission

Finishing casing

Material	Aluminium
Colour	embossed white RAL 9003
Processing	Coating

Finishing diffuser

Material	PC
Colour	transparent

Finishing mounting frame

Material	Iron
Colour	embossed white RAL 9003
Processing	Coating

Pendant Luminaires | 220-240 V | topLED 42 W 700 mA | CRI 90
8116

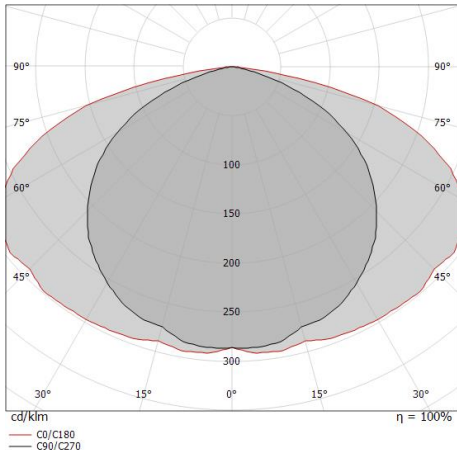
Single emission pendant luminaires for indoor application. The warm white LED light source with a general lighting light distribution is composed of 54 topLEDs with CCT of 3000 K and a CRI 90; the source luminous flux is 4173 lm, with a 99.4 lm/W nominal luminous efficacy.

The device body is made of aluminium and features a embossed white ral 9003 finish, processed by means of coating; the diffuser is made of PC; the mounting frame is made of iron, with a embossed white ral 9003 finish, processed by means of coating. The ingress protection degree is IP20;

The total absorbed power is 42 W.

The device features protection class I and can be ceiling-mounted.

Compliant with the EN 60598-1 standard and its specific provisions.



Distance [m]	Cone diameter [m]	Illuminance [lx]
0.5	1.64 3.78	E(0°) E(C90) E(C0) 3866 275 34
1.0	3.28 7.57	E(0°) E(C90) E(C0) 967 69 8
1.5	4.91 11.35	E(0°) E(C90) E(C0) 430 31 4
2.0	6.55 15.14	E(0°) E(C90) E(C0) 242 17 2
2.5	8.19 18.92	E(0°) E(C90) E(C0) 155 11 1
3.0	9.83 22.71	E(0°) E(C90) E(C0) 107 8 1

— C0/C180 (Half-peak divergence: 150.4°)
— C90/C270 (Half-peak divergence: 117.2°)

Illuminotechnical Features	
Light Output Ratio (LOR)	80 %
Source lumens	4173 lm
Delivered lumens	3375 lm
Consumption	42 W
Luminaire efficacy	80 lm/W
Colour temperature	3000 K
Standard Deviation of Colour Matching	3 Step MacAdam
Colour rendering index	90 Ra
Junction temperature (lighting fixture)	80
Standard Operating Ambient Temperature	25
LED Life / Failure Ratio	
L80 B20 C0 80000h	

UGR	
X=4H Y=8H	S=0.25H
Reflection factor	70/50/20
UGR transversal	< 19
UGR axial	< 16

OPTICAL	
Light distribution simmetry	Asymmetrical
C0/C180 optics	150°
C90/C270 optics	117°



Dimmer
220-240V

Code
KIT0026



Dimmer
Radio-frequenza, 85-240V

Code
KIT0080