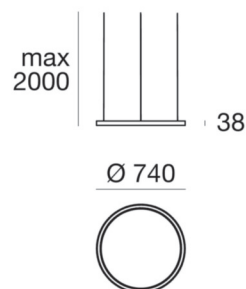








Pendant Luminaires | topLED 37 W 24 V | CRI 80  
**65128W00**



Technical data	
Installation position	Ceiling
Installation environment	Indoor
Light Source	LED
Optic	Diffused
Light emission direction	downward
Power	37 W
Luminous flux (source)	4678 lm
Tensione	24V
CCT / Tonalità	3000 K
Colour rendering index	80 Ra
C.C. / C.V.	CV
Safety class	3
IP	IP40
Glow wire test	850°
Direct mounting on normally flammable surfaces	Yes
CE	Yes
ETL	No
Operating temperature	-40°C / +85°C
Driver included	No
Induzione	No
Emergency mode	No
Motion sensor	No
Directional	No
Tilting	No
Walk-over	No
Drive-over	No
Cable included	No
Resin potting	No

Finishing casing	
Material	Aluminium
Colour	Rose Gold
Processing	Coating

Electronics	
	DALI - 1-10V
	N/O button
	Switching Driver

Pendant Luminaires | topLED 37 W 24 V | CRI 80  
65128W00

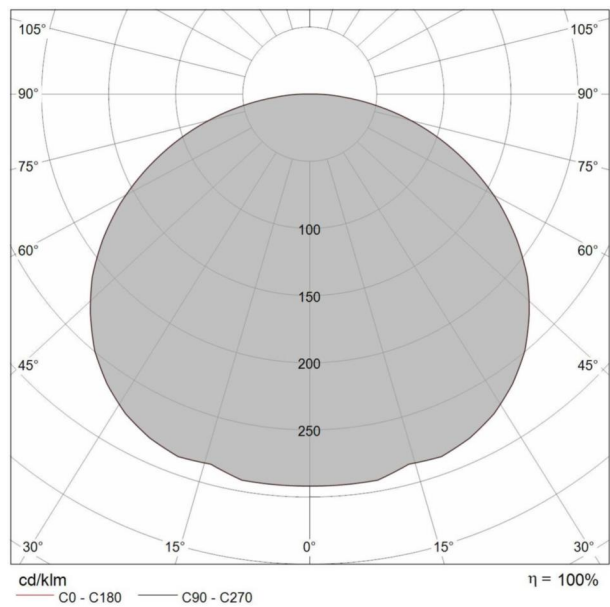
Single emission pendant luminaires for indoor application. The warm white LED light source with a diffused light distribution is composed of 168 topLEDs with CCT of 3000 K and a CRI 80; the source luminous flux is 4678 lm, with a 126.4 lm/W nominal luminous efficacy.

The device body is made of aluminium and features a rose gold finish, processed by means of coating. The ingress protection degree is IP40; the total weight is of 2.6 kg. The power supply driver is not provided and is to be ordered separately.

The total absorbed power is 37 W.

The device features protection class III and can be ceiling-mounted.

Illuminotechnical Features	
Light Output Ratio (LOR)	42 %
Luminous flux (source)	4678 lm
Luminaire luminous flux	2010 lm
Consumption	27 W
Luminaire efficacy	77 lm/W
Colour temperature	3000 K
Colour rendering index	80 Ra
UGR	
X=4H   Y=8H	S=0.25H
Reflection factor	70/50/20
UGR transversal	< 25
UGR axial	< 25



0.5	1.97	E(0°) E(C0)	63.1°	2346 109
1.0	3.94	E(0°) E(C0)	63.1°	586 27
1.5	5.91	E(0°) E(C0)	63.1°	261 12
2.0	7.88	E(0°) E(C0)	63.1°	147 7
2.5	9.86	E(0°) E(C0)	63.1°	94 4
3.0	11.83	E(0°) E(C0)	63.1°	65 3
Abstand [m]      Cone diameter [m]		Illuminance [lx]		
C0 - C180 (Hal beam angle: 126.2°)				

Tour\_PD1 | Pendant Luminaires | Accessories  
65128W00

	Fixing base	<b>Code</b> <u>65139</u>
	Fixing base	<b>Code</b> <u>65140</u>
	Suspensions	<b>Code</b> <u>65141</u>