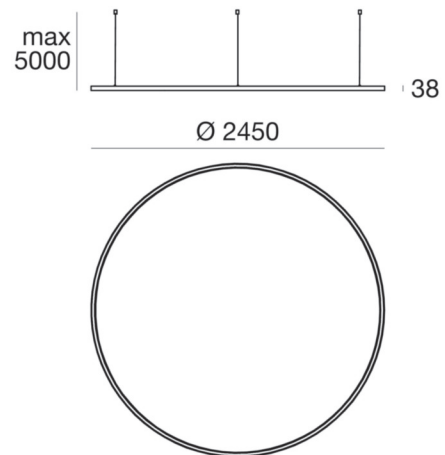


Tour_PD4



Pendant Luminaires | topLED 114 W 24 V | CRI 80
65124W00






Technical data	
Installation position	Ceiling
Installation environment	Indoor
Light Source	LED
Optic	Diffused
Light emission direction	downward
Power	114 W
Luminous flux (source)	15588 lm
Tensione	24V
CCT / Tonalità	3000 K
Colour rendering index	80 Ra
C.C. / C.V.	CV
Safety class	3
IP	IP40
Glow wire test	850°
Direct mounting on normally flammable surfaces	Yes
CE	Yes
ETL	No
Operating temperature	-40°C / +85°C
Driver included	No
Induzione	No
Emergency mode	No
Motion sensor	No
Directional	No
Tilting	No
Walk-over	No
Drive-over	No
Cable included	No
Resin potting	No

Finishing casing

Material	Aluminium
Colour	black RAL 9005
Processing	Coating

Electronics

 1-10V
 Controller
 Switching Driver



Pendant Luminaires | topLED 114 W 24 V | CRI 80
65124W00

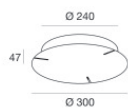
Single emission pendant luminaires for indoor application. The warm white LED light source with a diffused light distribution is composed of 588 topLEDs with CCT of 3000 K and a CRI 80; the source luminous flux is 15588 lm, with a 136.7 lm/W nominal luminous efficacy.

The device body is made of aluminium and features a black ral 9005 finish, processed by means of coating. The ingress protection degree is IP40; The power supply driver is not provided and is to be ordered separately.

The total absorbed power is 114 W.

The device features protection class III and can be ceiling-mounted.

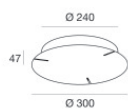
Illuminotechnical Features	
Light Output Ratio (LOR)	42 %
Luminous flux (source)	15588 lm
Luminaire luminous flux	6690 lm
Consumption	88 W
Luminaire efficacy	76 lm/W
Colour temperature	3000 K
Colour rendering index	80 Ra
UGR	
X=4H Y=8H	S=0.25H
Reflection factor	70/50/20
UGR transversal	< 16
UGR axial	< 16



Fixing base

Code

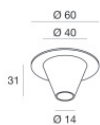
65152



Fixing base

Code

65153



Suspensions

Code

64670