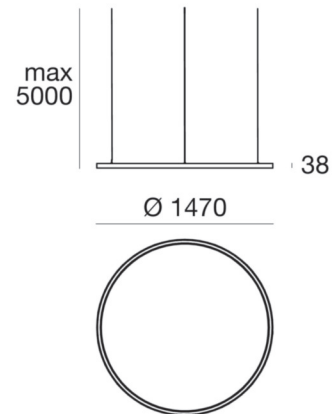


Tour_PD3






Pendant Luminaires | topLED 70 W 24 V | CRI 80
65120W00



Technical data	
Installation position	Ceiling
Installation environment	Indoor
Light Source	LED
Optic	Diffused
Light emission direction	downward
Power	70 W
Luminous flux (source)	9355 lm
Tensione	24V
CCT / Tonalità	3000 K
Colour rendering index	80 Ra
C.C. / C.V.	CV
Safety class	3
IP	IP40
Glow wire test	850°
Direct mounting on normally flammable surfaces	Yes
CE	Yes
ETL	No
Operating temperature	-40°C / +85°C
Driver included	No
Induzione	No
Emergency mode	No
Motion sensor	No
Directional	No
Tilting	No
Walk-over	No
Drive-over	No
Cable included	No
Resin potting	No

Finishing casing	
Material	Aluminium
Colour	black RAL 9005
Processing	Coating

Electronics	
	DALI - 1-10V
	N/O button
	Switching Driver



Pendant Luminaires | topLED 70 W 24 V | CRI 80
65120W00

Single emission pendant luminaires for indoor application. The warm white LED light source with a diffused light distribution is composed of 336 topLEDs with CCT of 3000 K and a CRI 80; the source luminous flux is 9355 lm, with a 133.6 lm/W nominal luminous efficacy.

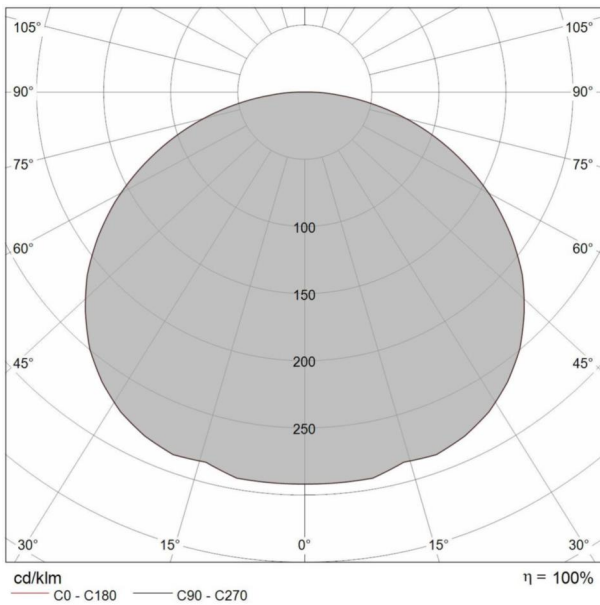
The device body is made of aluminium and features a black ral 9005 finish, processed by means of coating. The ingress protection degree is IP40; the total weight is of 6 kg. The power supply driver is not provided and is to be ordered separately.

The total absorbed power is 70 W.

The device features protection class III and can be ceiling-mounted.

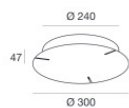
Illuminotechnical Features	
Light Output Ratio (LOR)	42 %
Luminous flux (source)	9355 lm
Luminaire luminous flux	4015 lm
Consumption	51 W
Luminaire efficacy	78 lm/W
Colour temperature	3000 K
Colour rendering index	80 Ra

UGR	
X=4H Y=8H	S=0.25H
Reflection factor	70/50/20
UGR transversal	< 19
UGR axial	< 19



0.5	1.97	E(0°) E(C0)	63.1°	4686 218
1.0	3.94	E(0°) E(C0)	63.1°	1172 54
1.5	5.91	E(0°) E(C0)	63.1°	521 24
2.0	7.88	E(0°) E(C0)	63.1°	293 14
2.5	9.86	E(0°) E(C0)	63.1°	187 9
3.0	11.83	E(0°) E(C0)	63.1°	130 6

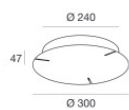
Abstand [m] Cone diameter [m] Illuminance [lx]
 C0 - C180 (Hal beam angle: 126.2°)



Fixing base

Code

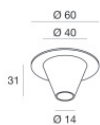
65142



Fixing base

Code

65143



Suspensions

Code

64670