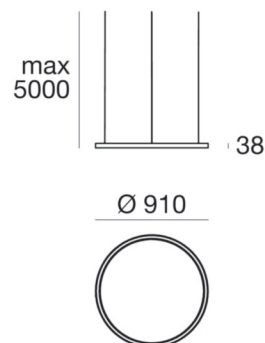


Pendant Luminaires | topLED 45 W 24 V | CRI 80
65117W00



Technical data	
Type	Pendant Luminaires
Installation position	Ceiling
Installation environment	Indoor
Light Source	LED
Optics	General Lighting
Light emission direction	downward
Power	45 W
Luminous flux (source)	5847 lm
Voltage	24V
CCT / Tone	3000 K
Colour rendering index	80 Ra
C.C. / C.V.	CV
Energy class	A
Safety class	3
IP	IP40
Glow wire test	850°
Direct mounting on normally flammable surfaces	Yes
CE	Yes
ETL	No
Fire Rated (BS 476 PT21 compliant)	No
Operating temperature	-20°C / +50°C
Driver included	No
Induction	No
Emergency mode	No
Motion sensor	No
Directional	No
Tilting	No
Walk-over	No
Drive-over	No
Cable included	Yes
Cable length	5 m
Resin potting	No
Type of light emission	Single emission
Net weight	5.2 Kg
Electrostatic discharge protection	No
Surge protection	No
Optics technology	Dot free

Finishing casing

Colour nickel

Finishing diffuser

Colour opaline

Electronics



99374
On/Off Driver 198~264V AC / 185~275V DC 75 W



99074
DALI 1-10V Multi Channel 3ch. 24V DC 216 W



99077
N/O button Multi Channel 3ch. 24V DC 216 W

Cables Sospensione

Max cable length 5000 mm

Cables Elettrificazione

Cable connector No

Cable connector No



Pendant Luminaires | topLED 45 W 24 V | CRI 80
65117W00

Single emission pendant luminaires for indoor application. The warm white LED light source with a general lighting light distribution is composed of 210 topped LEDs with CCT of 3000 K and a CRI 80; the source luminous flux is 5847 lm, with a 129.9 lm/W nominal luminous efficacy.

The device body and features a nickel finish. The ingress protection degree is IP40; the total weight is of 5.2 kg. The power supply driver is not provided and is to be ordered separately.

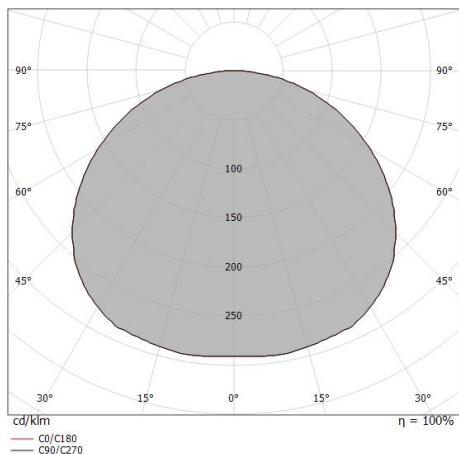
The total absorbed power is 45 W. The power supply cable is included and features.

The device features protection class III and can be ceiling-mounted.

Illuminotechnical Features	
Light Output Ratio (LOR)	49 %
Luminous flux (source)	5847 lm
Luminaire luminous flux	2921 lm
Consumption	45 W
Luminaire efficacy	64 lm/W
Colour temperature	3000 K
Standard Deviation of Colour Matching	2 Step MacAdam
Colour rendering index	80 Ra
Life / Failure Ratio	
L70 B20 C0 70000h (at Tj 65 °C Ta 25 °C)	

UGR	
X=4H Y=8H	S=0.25H
Reflection factor	70/50/20
UGR transversal	< 19
UGR axial	< 19

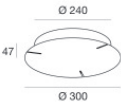
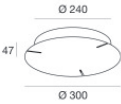

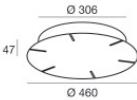
OPTICAL	
Light distribution simmetry	Symmetrical
C0/C180 optics	125°



0.5	1.92	E(0°) E(C0)	62.5°	3404 169
1.0	3.84	E(0°) E(C0)	62.5°	851 42
1.5	5.76	E(0°) E(C0)	62.5°	378 19
2.0	7.68	E(0°) E(C0)	62.5°	213 11
2.5	9.60	E(0°) E(C0)	62.5°	136 7
3.0	11.53	E(0°) E(C0)	62.5°	95 5
Distance [m]	Cone diameter [m]	Illuminance [lx]		
— C0/C180 (Half-peak divergence: 125.0°)				



| Pendant Luminaires | Accessories
65117W00

	Suspensions	Code <u>65144</u>
	Suspensions	Code <u>65145</u>
	Suspensions	Code <u>64671</u>
	Suspensions	Code <u>65414</u>
	Suspensions	Code <u>65398</u>