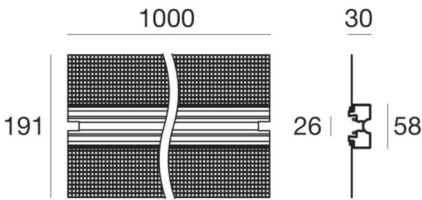



Fylo+ Out Recessed



Lines | Modular
65036



Technical data	
Installation position	Wall lights - Ceiling
Installation environment	Outdoor
Glow wire test	850°
Direct mounting on normally flammable surfaces	Yes
CE	Yes
ETL	No
Induzione	No
Emergency mode	No
Motion sensor	No
Directional	No
Tilting	No
Walk-over	No
Drive-over	No
Cable included	No
Resin potting	No

Finishing casing	
Material	Aluminium
Processing	Coating

Fylo+ Out Recessed



Lines | Modular
65036

Single emission lines for outdoor application.



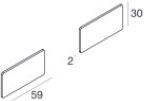

The device body is made of aluminium, processed by means of coating. the total weight is of 0.97 kg.

and can be wall lights or ceiling-mounted with an outer casing, code 65035(for concrete or masonry).

Components

	Code
Silicone_F 120 LEDs/m - LED Strip topLED 48 W 24 V Modular	<u>62761</u>
	Code
Silicone_F Basic - LED Strip stripLED 24 W 24 V Modular	<u>62759</u>

Fylo+ Out Recessed | Lines | Accessories
65036

	Diffuser	Code <u>62757</u>
	Diffuser	Code <u>62758</u>
	Closing cap	Code <u>65026</u>
	Outer casing L=1000mm, H=63mm, D=32mm	Code <u>65035</u>