



Fylo+ Recessed



Lines | Modular
65013



2000 x
67x25



Technical data

Installation position	Wall lights - Ceiling
Installation environment	Indoor
Glow wire test	850°
Direct mounting on normally flammable surfaces	Yes
CE	Yes
ETL	No
Induzione	No
Emergency mode	No
Motion sensor	No
Directional	No
Tilting	No
Walk-over	No
Drive-over	No
Cable included	No
Resin potting	No

Finishing casing

Material	Aluminium
Processing	Coating



Lines | Modular
65013

Single emission lines for indoor application.

The device body is made of aluminium, processed by means of coating. the total weight is of 3.02 kg.

and can be wall lights or ceiling-mounted, with a 2000 x 2000 mm hole (in plasterboard).

Components



Inflex - LED Strip | topLED 14 W 24 V | Modular Slave

Code

65052



Inflex - LED Strip | topLED 70 W 24 V | Modular Slave

Code

65051



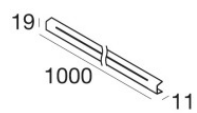
Inflex - LED Strip | topLED 14 W 24 V | Modular Master

Code

65050

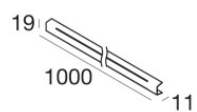


Fylo+ Recessed | Lines | Accessories
65013



Diffuser

Code
65054



Diffuser

Code
65055