
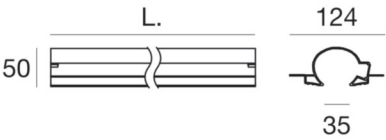


Lines | Modular
65009




1000 x
94



Technical data	
Installation position	Ceiling
Installation environment	Indoor
Glow wire test	850°
Direct mounting on normally flammable surfaces	Yes
CE	Yes
ETL	No
Induzione	No
Emergency mode	No
Motion sensor	No
Directional	No
Tilting	No
Walk-over	No
Drive-over	No
Cable included	No
Resin potting	No

Finishing casing	
Material	Aluminium
Processing	Coating




Lines | Modular
65009

Single emission lines for indoor application.

The device body is made of aluminium, processed by means of coating. the total weight is of 1.22 kg.

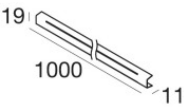
and can be ceiling-mounted, with a 1000 x 1000 mm hole (in plasterboard).

Components

	Inflex - LED Strip topLED 14 W 24 V Modular Master	Code <u>65050</u>
	Inflex - LED Strip topLED 14 W 24 V Modular Slave	Code <u>65052</u>
	Inflex - LED Strip topLED 70 W 24 V Modular Slave	Code <u>65051</u>

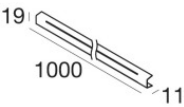


Fylo+ Recessed | Lines | Accessories
65009



Diffuser

Code
65054



Diffuser

Code
65055