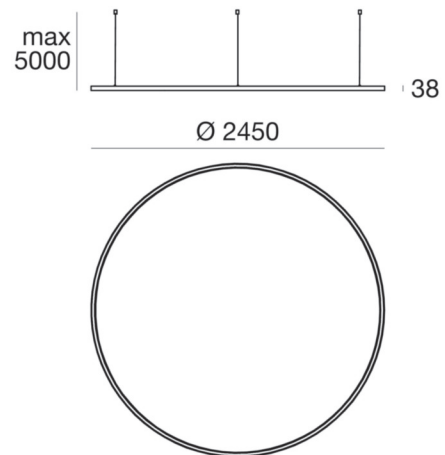


Tour_PU4



Pendant Luminaires | topLED 114 W 24 V | CRI 80
64697W00






Technical data	
Installation position	Ceiling
Installation environment	Indoor
Light Source	LED
Optic	Diffused
Light emission direction	upward
Power	114 W
Luminous flux (source)	15588 lm
Tensione	24V
CCT / Tonaltà	3000 K
Colour rendering index	80 Ra
C.C. / C.V.	CV
Safety class	3
IP	IP40
Glow wire test	850°
Direct mounting on normally flammable surfaces	Yes
CE	Yes
ETL	No
Operating temperature	-40°C / +85°C
Driver included	No
Induzione	No
Emergency mode	No
Motion sensor	No
Directional	No
Tilting	No
Walk-over	No
Drive-over	No
Cable included	No
Resin potting	No

Finishing casing

Material	Aluminium
Colour	bronze
Processing	Coating

Electronics

	Switching Driver - art.
	1-10V 1 art.
	Controller - art.

Pendant Luminaires | topLED 114 W 24 V | CRI 80
64697W00

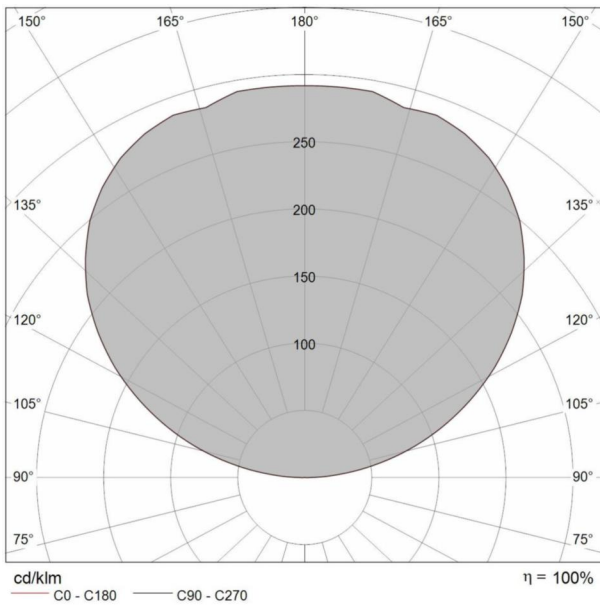
Single emission pendant luminaires for indoor application. The warm white LED light source with a diffused light distribution is composed of 588 topLEDs with CCT of 3000 K and a CRI 80; the source luminous flux is 15588 lm, with a 136.7 lm/W nominal luminous efficacy.

The device body is made of aluminium and features a bronze finish, processed by means of coating. The ingress protection degree is IP40; The power supply driver is not provided and is to be ordered separately.

The total absorbed power is 114 W.

The device features protection class III and can be ceiling-mounted.

Illuminotechnical Features	
Light Output Ratio (LOR)	42 %
Luminous flux (source)	15588 lm
Luminaire luminous flux	6692.80 lm
Consumption	88 W
Luminaire efficacy	76 lm/W
Colour temperature	3000 K
Colour rendering index	80 Ra



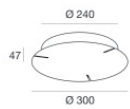
Abstand [m]	Cone diameter [m]	E(180°) [lx]	E(C0) [lx]
3.0	11.78	217	10
2.5	9.81	312	15
2.0	7.85	488	23
1.5	5.89	867	41
1.0	3.93	1952	92
0.5	1.96	7807	368

Abstand [m] Cone diameter [m] Illuminance [lx]
 C0 - C180 (Hal beam angle: 126.0°)



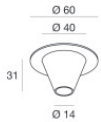
Fixing base

Code
65158



Fixing base

Code
65159



Suspensions

Code
64673