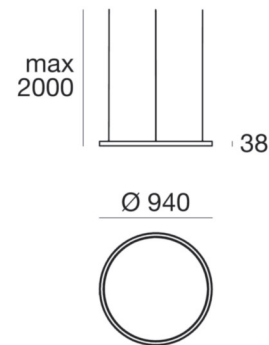




Pendant Luminaires | topLED 45 W 24 V | CRI 80
64584W00




Technical data	
Installation position	Ceiling
Installation environment	Indoor
Light Source	LED
Optic	Diffused
Light emission direction	upward
Power	45 W
Luminous flux (source)	5848 lm
Tensione	24V
CCT / Tonalità	3000 K
Colour rendering index	80 Ra
C.C. / C.V.	CV
Safety class	3
IP	IP40
Glow wire test	850°
Direct mounting on normally flammable surfaces	Yes
CE	Yes
ETL	No
Operating temperature	-40°C / +85°C
Driver included	No
Induzione	No
Emergency mode	No
Motion sensor	No
Directional	No
Tilting	No
Walk-over	No
Drive-over	No
Cable included	No
Resin potting	No

Finishing casing

Material	Aluminium
Colour	embossed white RAL 9003
Processing	Coating

Electronics

 Switching Driver
- art.

 N/O button
1 art.

 DALI - 1-10V
1 art.



Pendant Luminaires | topLED 45 W 24 V | CRI 80
64584W00

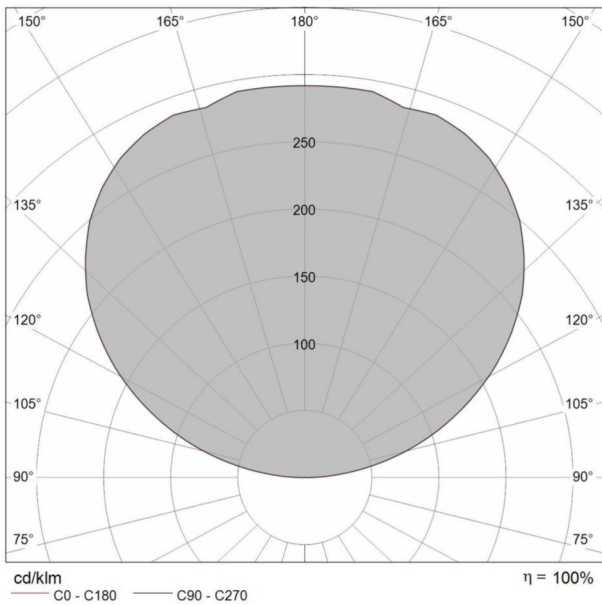
Single emission pendant luminaires for indoor application. The warm white LED light source with a diffused light distribution is composed of 210 topLEDs with CCT of 3000 K and a CRI 80; the source luminous flux is 5848 lm, with a 130.0 lm/W nominal luminous efficacy.

The device body is made of aluminium and features a embossed white ral 9003 finish, processed by means of coating. The ingress protection degree is IP40; the total weight is of 3.6 kg. The power supply driver is not provided and is to be ordered separately.

The total absorbed power is 45 W.

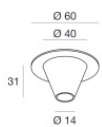
The device features protection class III and can be ceiling-mounted.

Illuminotechnical Features	
Light Output Ratio (LOR)	42 %
Luminous flux (source)	5848 lm
Luminaire luminous flux	2511.05 lm
Consumption	32 W
Luminaire efficacy	78 lm/W
Colour temperature	3000 K
Colour rendering index	80 Ra



3.0	11.78	E(180°) E(C0)	117.0°	81 4
2.5	9.81	E(180°) E(C0)	117.0°	117 6
2.0	7.85	E(180°) E(C0)	117.0°	183 9
1.5	5.89	E(180°) E(C0)	117.0°	325 15
1.0	3.93	E(180°) E(C0)	117.0°	732 35
0.5	1.96	E(180°) E(C0)	117.0°	2929 138

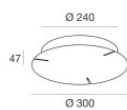
Abstand [m] Cone diameter [m] Illuminance [lx]
 C0 - C180 (Hal beam angle: 126.0°)



Suspensions

Code

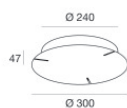
64575



Fixing base

Code

64578



Fixing base

Code

64586