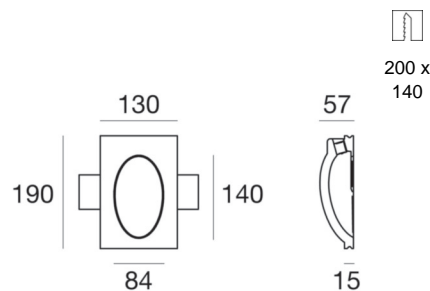






Wall Lights | 1 x powerLED 1,0 W 350 mA | CRI 80
60815N00



Technical data	
Installation position	Wall lights
Installation environment	Indoor
Light Source	LED
Optic	Diffused
Light emission direction	downward
Power	1 W
Luminous flux (source)	140 lm
Current intensity	350mA
CCT / Tonalità	4000 K
Colour rendering index	80 Ra
C.C. / C.V.	CC
Safety class	3
IP	IP40
Glow wire test	850°
Direct mounting on normally flammable surfaces	Yes
CE	Yes
ETL	No
Operating temperature	-40°C / +100°C
Driver included	No
Induzione	No
Emergency mode	No
Motion sensor	No
Directional	No
Tilting	No
Walk-over	No
Drive-over	No
Cable included	No
Resin potting	No

Finishing casing	
Material	plaster
Colour	white
Electronics	
 On/Off Driver	89144
 On/Off Driver	89145

Wall Lights | 1 x powerLED 1,0 W 350 mA | CRI 80
60815N00

Single emission wall lights for indoor application. The natural white LED light source with a diffused light distribution is composed of 1 powered LEDs with CCT of 4000 K and a CRI 80; the source luminous flux is 140 lm, with a 140.0 lm/W nominal luminous efficacy and an operating lifetime (L80) of 80000 hours.

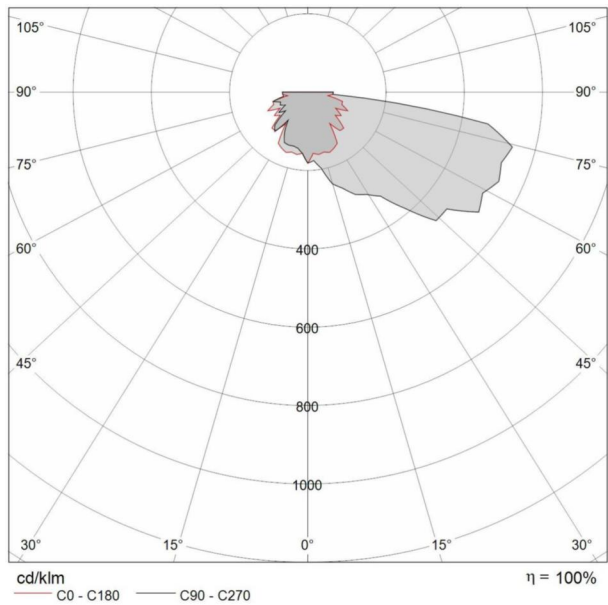
The device body is made of plaster and features a white finish. The ingress protection degree is IP40; The power supply driver is not provided and is to be ordered separately.

The total absorbed power is 1,0 W.

The device features protection class III and can be wall lights-mounted, with a 200 x 140 mm hole (in plasterboard) with an outer casing, code 60838(for concrete or masonry).

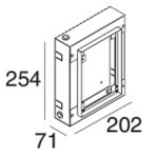
Illuminotechnical Features	
Light Output Ratio (LOR)	36 %
Luminous flux (source)	140 lm
Luminaire luminous flux	51.79 lm
Consumption	1,0 W
Luminaire efficacy	51 lm/W
Colour temperature	4000 K
Standard Deviation of Colour Matching	3 Step MacAdam
Colour rendering index	80 Ra

UGR	
X=4H Y=8H	S=0.25H
Reflection factor	70/50/20
UGR transversal	< 16
UGR axial	> 25





Gypsum_WR2 | Wall Lights | Accessories
60815N00



Outer casing - formwork for concrete / cement
L=202mm, H=254mm, D=71mm

Finish	Code
Grey	60838



Thick - KIT thicknesses for installation on plasterboard

Code
60830