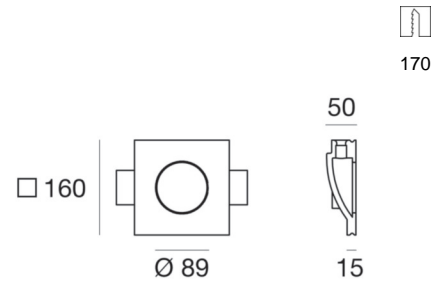


# Gypsum\_WR1





Wall Lights | 1 x powerLED 1,0 W 350 mA | CRI 80  
**60813W00**



Technical data	
Installation position	Wall lights
Installation environment	Indoor
Light Source	LED
Optic	Diffused
Light emission direction	downward
Power	1 W
Luminous flux (source)	140 lm
Current intensity	350mA
CCT / Tonalità	3000 K
Colour rendering index	80 Ra
C.C. / C.V.	CC
Safety class	3
IP	IP40
Glow wire test	850°
Direct mounting on normally flammable surfaces	Yes
CE	Yes
ETL	No
Operating temperature	-40°C / +100°C
Driver included	No
Induzione	No
Emergency mode	No
Motion sensor	No
Directional	No
Tilting	No
Walk-over	No
Drive-over	No
Cable included	No
Resin potting	No

Finishing casing	
Material	plaster
Colour	white

Electronics	
 On/Off Driver	89145
 On/Off Driver	89144

Wall Lights | 1 x powerLED 1,0 W 350 mA | CRI 80  
**60813W00**

Single emission wall lights for indoor application. The warm white LED light source with a diffused light distribution is composed of 1 topped LEDs with CCT of 3000 K and a CRI 80; the source luminous flux is 140 lm, with a 140.0 lm/W nominal luminous efficacy and an operating lifetime (L80) of 80000 hours.

The device body is made of plaster and features a white finish. The ingress protection degree is IP40; the total weight is of 0.7904 kg. The power supply driver is not provided and is to be ordered separately.

The total absorbed power is 1,0 W.

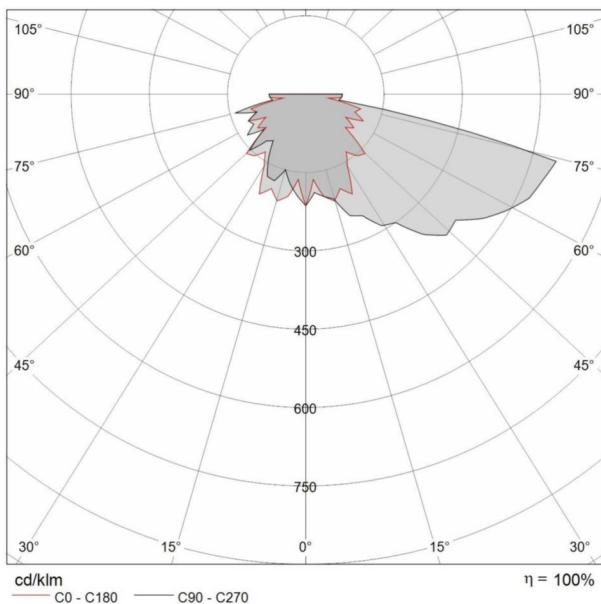
The device features protection class III and can be wall lights-mounted, with a 170 x 170 mm hole (in plasterboard) with an outer casing, code 60837(for concrete or masonry).

### Illuminotechnical Features

Light Output Ratio (LOR)	30 %
Luminous flux (source)	140 lm
Luminaire luminous flux	42.09 lm
Consumption	1,0 W
Luminaire efficacy	42 lm/W
Colour temperature	3000 K
Colour rendering index	80 Ra

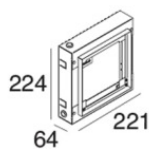
### UGR

X=4H   Y=8H	S=0.25H
Reflection factor	70/50/20
UGR transversal	< 19
UGR axial	< 25





Gypsum\_WR1 | Wall Lights | Accessories  
**60813W00**



Outer casing - formwork for concrete / cement  
L=221mm, H=224mm, D=64mm

**Finish**

Grey

**Code**

60837



Thick - KIT thicknesses for installation on plasterboard

**Code**

60830